




18th

ANNUAL REPORT

For the year 2017-2018





CONTENTS ||

DIRECTORS' REPORT	7-38
AUDITORS' REPORT	39-45
FINANCIAL STATEMENTS.....	47-67
ACCOUNTING POLICIES & NOTES TO ACCOUNTS	69-87
MANAGEMENT REPORT	89-96
AUDITORS' REPORT - CONSOLIDATED	97-102
FINANCIAL STATEMENTS - CONSOLIDATED	103-123
ACCOUNTING POLICIES & NOTES TO ACCOUNTS - CONSOLIDATED	125-140
FINANCIAL STATEMENTS OF SUBSIDIARY COMPANY	141-164

BOARD OF DIRECTORS ||



K. Srinivasa Gowda
Chairman



Akira Harashima
Vice Chairman



Balwinder Singh Nakai
Director



Dr. U.S. Awasthi
Director



Rakesh Kapur
Director



Dr. P.S. Gahlaut
Director



Mira Mehrishi
Independent Director



Sudhakar Rao
Independent Director



Shinjiro Hamada
Director



Chisato Kojima
Director



Jim Qin
Director



Warendra Sinha
Managing Director &
Chief Executive Officer



H.O. Suri
Director (Marketing)



Jun Matsui
Director (Operations)

BOARD OF DIRECTORS

Mr. K. Srinivasa Gowda
Mr. Akira Harashima
Mr. Balwinder Singh Nakai
Dr. U.S. Awasthi
Mr. Rakesh Kapur
Dr. P.S. Gahlaut
Mrs. Mira Mehrishi
Mr. Sudhakar Rao
Mr. Shinjiro Hamada
Mr. Chisato Kojima
Mr. Jim Qin
Mr. Warendra Sinha
Mr. H.O. Suri
Mr. Jun Matsui

Chairman
Vice Chairman (Appointed as Director w.e.f. 7th July, 2017)
Director
Director
Director
Director
Independent Director
Independent Director
Director (w.e.f. 7th July, 2017)
Director (w.e.f. 7th July, 2017)
Director (w.e.f. 30th January, 2018)
Managing Director & CEO
Director (Marketing)
Director (Operations) (w.e.f. 30th January, 2018)

SENIOR EXECUTIVES

Mr. Harbhajan Singh
Mr. R. Kannan
Mr. Sanjeev Chopra
Mr. Ramesh Kumar
Mr. K.K. Aggarwal
Mr. Sanjay Seth
Mr. Sumesh Mahendra
Mr. Abhay Kumar
Mr. V. Rajaraman
Mr. Abhijeet Chatterjee
Mr. Gunashekhar Boga
Mrs. Seema Gaur
Mr. Srikanth Charan Mudigonda
Mr. Subrata Mondal

Financial Advisor, (Till 30th April, 2018)
Executive Director
Executive Director & CFO
Executive Director
Executive Vice President
Executive Vice President
Executive Vice President
Executive Vice President
Executive Vice President
Executive Vice President
Executive Vice President
Executive Vice President
Executive Vice President
Executive Vice President
Executive Vice President
Executive Vice President

COMPANY SECRETARY

Mr. Amit Jain - Vice President

STATUTORY AUDITORS

M/s S.K. Mittal & Co.,
Chartered Accountants
M/s J.C. Bhalla & Co.,
Chartered Accountants

MAIN BANKERS

Deutsche Bank, New Delhi
Indian Overseas Bank, New Delhi
Standard Chartered Bank
IndusInd Bank


REGISTERED OFFICE

IFFCO SADAN, C-1, District Centre,
Saket, New Delhi - 110017
Phone No. - 011 - 26542625

CORPORATE OFFICE

IFFCO TOWER - II
Plot No. 3, Sector - 29,
Gurugram - 122001 (Haryana)
Phone No. - 0124 - 2850200

MANAGEMENT TEAM ||



A	Mr. Warendra Sinha	Managing Director & CEO
B	Mr. H.O. Suri	Director (Marketing)
C	Mr. Jun Matsui	Director (Operations)
D	Mr. Harbhajan Singh	Financial Advisor (Till 30 th April, 2018)
E	Mr. R. Kannan	Executive Director
F	Mr. Sanjeev Chopra	Executive Director & CFO
G	Mr. Ramesh Kumar	Executive Director
H	Mr. K.K. Aggarwal	Executive Vice President
I	Mr. Sanjay Seth	Executive Vice President
J	Mr. Sumesh Mahendra	Executive Vice President
K	Mr. Abhay Kumar	Executive Vice President
L	Mr. V. Rajaraman	Executive Vice President
M	Mr. Abhijit Chatterjee	Executive Vice President
N	Mr. Gunashekhar Boga	Executive Vice President
O	Mrs. Seema Gaur	Executive Vice President
P	Mr. Srikanth Charan Mudigonda	Executive Vice President
Q	Mr. Subrata Mondal	Executive Vice President
R	Mr. Vaibhav Tyagi	Appointed Actuary

NOTICE OF THE EIGHTEENTH ANNUAL GENERAL MEETING

TO THE MEMBERS

NOTICE is hereby given that the **EIGHTEENTH ANNUAL GENERAL MEETING** of the Members of **IFFCO TOKIO General Insurance Company Limited** will be held on Tuesday, the 24th July, 2018 at 1.00 PM at its **Registered Office at IFFCO Sadan, C1, District Centre, Saket, New Delhi - 110017** to transact the following business:

1. To receive, consider and adopt the Audited Financial Statements and Consolidated Financial Statements of the Company as at 31st March, 2018 together with Auditors' Report thereon and the Report of the Board of Directors to the Members.
2. To appoint Director in place of Dr. U.S. Awasthi (DIN No.00026019) who retires by rotation and is eligible for reappointment.
3. To appoint Director in place of Mr. Rakesh Kapur (DIN No.00007230) who retires by rotation and is eligible for reappointment.
4. To appoint Director in place of Dr. P.S. Gahlaut (DIN No.00049401) who retires by rotation and is eligible for reappointment.
5. To appoint Auditors and fix their remuneration and for this purpose to consider and if thought fit, to pass the following Resolution, with or without modification as an **Ordinary Resolution**:

"RESOLVED THAT M/s JC Bhalla & Co., Chartered Accountants (FRN. 001111N) be and are hereby appointed as Joint Statutory Auditors of the Company for the further period of 3 years (from the financial year 2018-19 to 2020-21), which will be their 3rd, 4th, & 5th consecutive years within the term of five years in terms of Section 139(1) of the Companies Act, 2013, to hold the office from the conclusion of 18th Annual General Meeting till the conclusion of the 21st Annual General Meeting of the Company at a remuneration decided by the Board of Directors of the Company."

6. To appoint Auditors and fix their remuneration and for this purpose to consider and if thought fit, to pass the following Resolution, with or without modification as an **Ordinary Resolution**:

"RESOLVED M/s Arun Singh & Co., Chartered Accountants (FRN. 011863N) be and are hereby appointed as Joint Statutory Auditors of the Company for the period of 5 years (from the financial year 2018-19 to 2022-23) in terms of Section 139(1) of the Companies Act, 2013, to hold the office from the conclusion of 18th Annual General Meeting till the conclusion of the 23rd Annual General Meeting of the Company at a remuneration decided by the Board of Directors of the Company."

Registered Office

IFFCO Sadan, C-1,
District Centre, Saket,
New Delhi - 110017
Dated: 08th May, 2018

By Order of the Board,

(AMIT JAIN)
Company Secretary

NOTES:

1. A Member entitled to attend and vote at the meeting is entitled to appoint proxy to attend and vote instead of himself and such a proxy need not be a Member of the Company.
2. Instruments of proxies in order to be effective must be received/deposited with the Company at its Registered Office not less than 48 hours before the time fixed for the meeting.
3. The Register of members and Share Transfer Books will remain closed from 17th July, 2018 to 24th July, 2018 (both days inclusive).

IFFCO-TOKIO

DIRECTORS' REPORT

Honourable Members,

Your Directors are pleased to present the Eighteenth Annual Report and Audited Financial Statements of the Company for the Financial Year 2017-18 along with the Auditors Report thereon.

ECONOMIC ENVIRONMENT AND INDUSTRY SCENARIO:

Financial Year 2017-18 was a year of consolidation for the economy, following overall state of its partial disarray in the wake of GST implementation coming on the heels of demonetization which led to a slowdown. As against the earlier assumption for expected economic GDP growth for the year 2017-18 of around **7.2%** which was subsequently brought down to **6.7%** due to transition costs and GST implementation, the GDP growth for the period April- March, 2018 was actually **6.5%**. The projected GDP growth in the ensuing year is in the range of 7% to 7.5%.

The insurance industry has significant transformation in the year 2017, listing of large insurers for the first time on the Indian stock exchanges, foreign reinsurers opening branches in India, rapid use of digital advancements and regulatory changes in the direction of making insurance more customer-centric and transparent.

The Insurance market continues to witness more and more regulatory changes. The Regulator is opening up new distribution networks to increase penetration of insurance and also creating ease of doing business by simplifying product development and approval process. On the other hand, the Regulator is trying to enhance policyholders' protection through stricter underwriting, financial, claim provisioning and solvency norms for insurers. With substantial improvement in Motor and Health sectors, retail and personal lines growth are expected to drive the market further. The recent entry of a few new Companies in General Insurance Industry and the increased competition may result in further reduction in the premium rates.

Agriculture sector remains one of the topmost priorities for the government. It is, therefore, giving all the required push to its major crop insurance program (PMFBY) which has become the third highest selling insurance cover in 2017 with a growth of about **20%**. With the announcement of "Ayushman Bharat", a government based National Health Protection Scheme, designed to give defined benefit cover of ₹ 5 Lakh per family per year for primary, secondary and tertiary care hospitalization, is expected to give further boost to the general insurance industry.

Central Government's continued efforts to increase public investments in infrastructure like power, road, railways, construction, urban & rural infrastructure, metro projects and manufacturing industry are likely to bring further growth for the insurance industry. Services continue to expand steadily. The production and domestic sales of the Automobile industry also increased during the year. Inflation has witnessed a gradual transition from a period of being quite high to a level which is the lowest in the last six financial years; confidence in price stability has improved, as a result.

During the year, the gross premium of all non-life insurers increased by **17.5%** to reach ₹ 1,50,708 Crore. During the same period, GDPI growth for private sector companies at 21.6% is higher than the growth of public sector companies at 12.8% as against 35.2% and 25.2%, respectively during the same period in the year 2016-17. The GDP growth of our Company at 1.3% for the fiscal has been sluggish due to weeding out of loss making business and cautious underwriting results. However, the Company is eyeing a growth of about **20%** in 2018-19 with focus on both, commercial and retail lines of business and increasing its digital presence through social platforms.

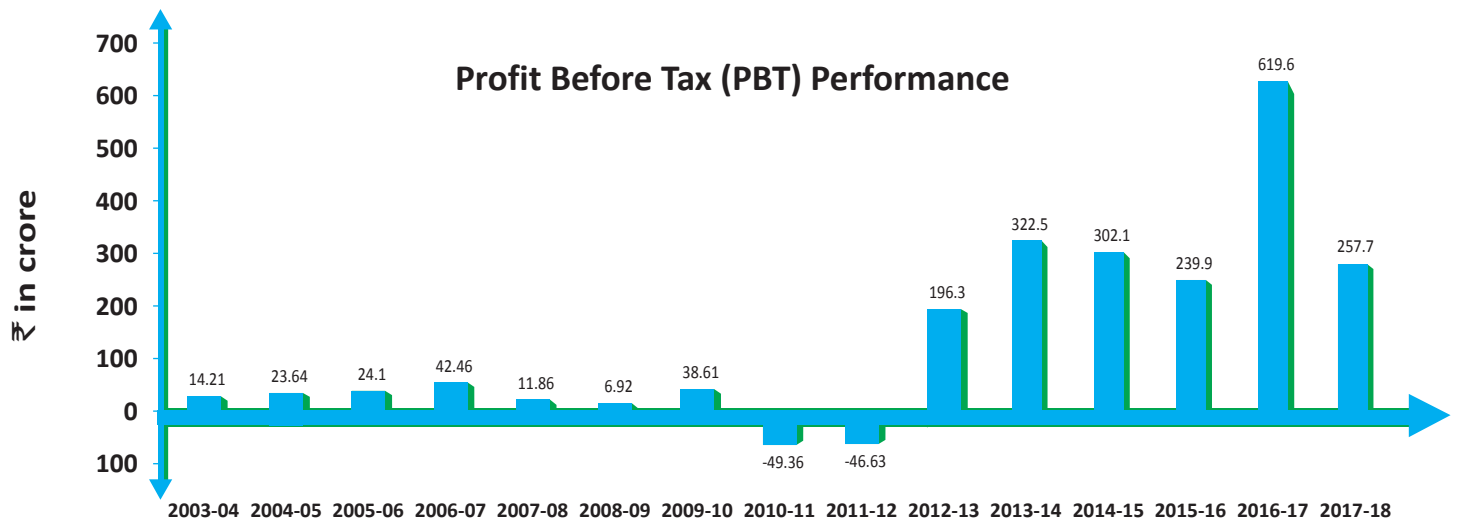
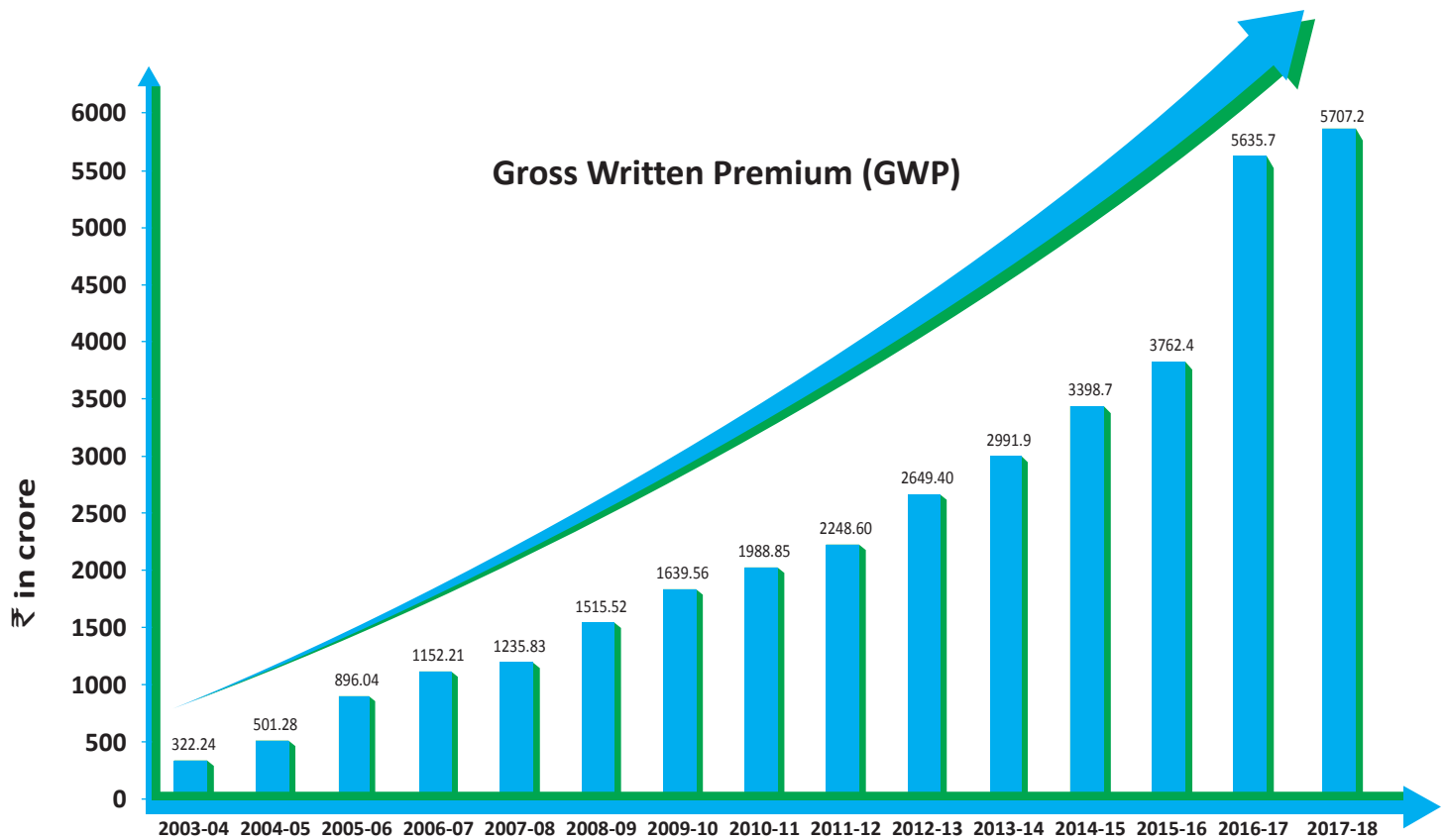
FINANCIAL PERFORMANCE:

During the year, the Company recorded a Gross Written Premium income of ₹ 5,707 Crore as against ₹ 5,636 Crore achieved during previous financial year, thus registering a growth of 1.26% over the previous year. The Profit Before Tax (PBT) for the year worked out to ₹ 258 Crore compared with ₹ 619 Crore earned in the previous year. The Profit After Tax (PAT) for the year works out to ₹ 189 Crore against ₹ 427 Crore in the previous financial year.

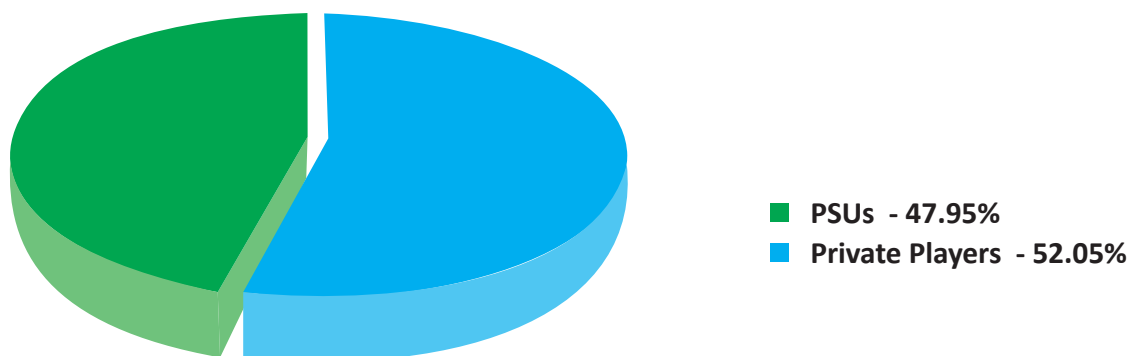
The highlights of the financial performance of the Company are summarised as under:

(₹ in Crores)

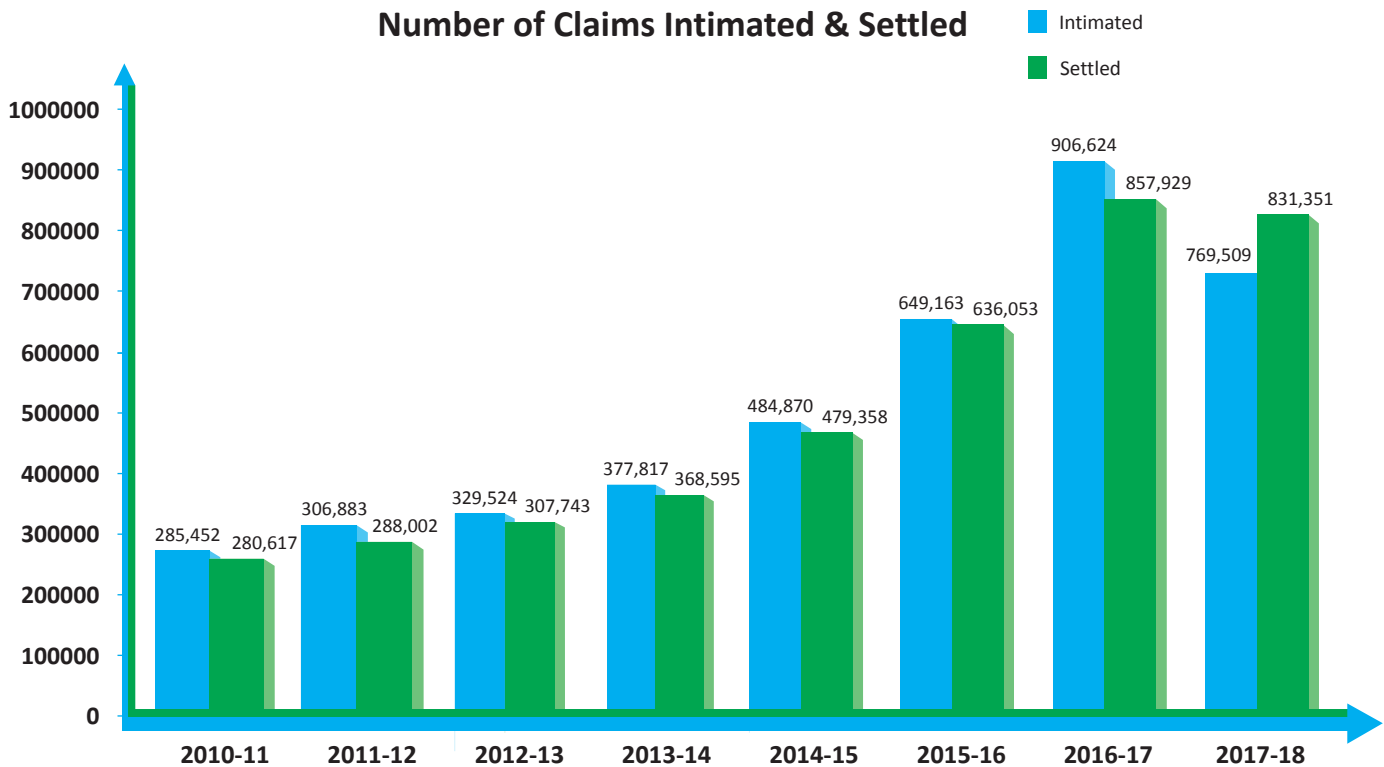
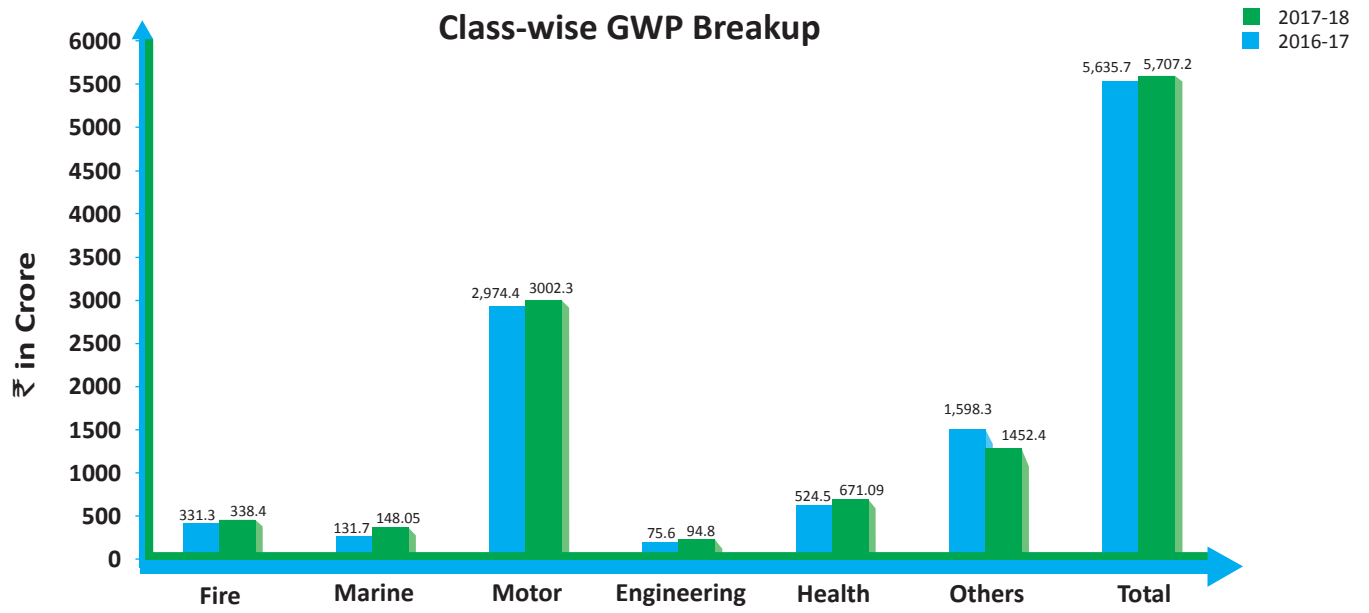
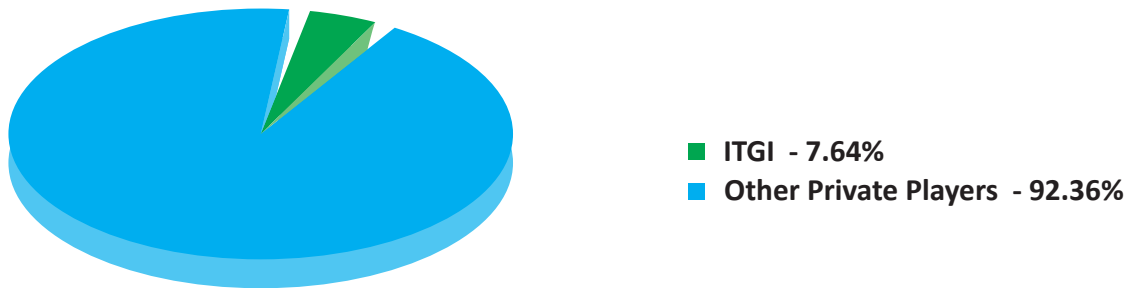
Particulars	2017-18	2016-17
Gross Written premium	5,707	5,636
Less: Reinsurance Premium	2,054	2,174
Net premium	3,653	3,462
Less: Adjustment for changes in Reserve for Unexpired Risk	417	(49)
Earned Premium (A)	3,236	3,511
Net Commission Expense/(Income)	113	(186)
Net Incurred Claims	2,683	2,878
Expenses of Management	714	912
Other Underwriting Expense/(Income)	(2)	(1)
Total Underwriting Expenses (B)	3,508	3,603
Underwriting Profit/(Loss) (A) – (B)	(272)	(92)
Investment Income allocated to Revenue Accounts	397	547
Operating Profit/(Loss)	125	455
Investment Income allocated to P & L A/C	138	166
Others Income/(Expense)	(5)	(2)
Profit/(Loss) before Tax	258	619



Market Share of Private Players



IFFCO-TOKIO Share Among Private Insurers



SOLVENCY AND SHAREHOLDERS FUND:

The Solvency ratio of the Company as at 31st March, 2018 was 1.62 as against regulatory requirement of 1.50.

The Shareholder's Fund as at 31st March, 2018 was ₹ **1,874.94 Crore** as compared to ₹ **1,685.64 Crore** as at 31st March, 2017.

DIVIDEND:

Board of Directors propose to retain profit to meet the capital requirements arising out of future growth plan of the Company and hence have not proposed any dividend for the financial year 2017-18.

INVESTMENTS AND INVESTMENT INCOME:

The total investments of the Company as at 31st March, 2018 increased to ₹ **7,148.48 Crore** as compared to ₹ **6,609.69 Crore** as at 31st March, 2017. The distribution of investments of the Company has been in compliance of limits prescribed in IRDAI Investment Regulations and Approved Investment Policy of the Company. The investment portfolio of the Company was regularly monitored in line with the duration of liabilities through Assets Liability Management Policy so as to ensure availability of funds at all times for settlement of obligations towards policyholders.

The investment income of the Company for the year under review was ₹ **534.90 Crore** with an average investment yield of **7.76%** as against ₹ **713.11 Crore** with yield of **12.55%** in the previous year. The decrease in the investment income is mainly because of profit on sale of investments in favourable market conditions was accounted last year whereas in the year, no significant profit could be booked as no such opportunity was available.

IMPLEMENTATION OF INDIAN ACCOUNTING STANDARDS (IND-AS) IN INSURANCE COMPANIES

IRDAI vide its order dated 1st March, 2016 had issued directions for the implementation of the Indian Accounting Standards (Ind AS) as notified under the Companies (Indian Accounting standards) Rules, 2015 for accounting period beginning from 1st April, 2018 onwards. Ind AS implementation is likely to have significant impact on the financial reporting systems and processes and would also have an impact on the financial position including adequacy of capital taking into account the solvency regulations requirement. It may be recalled that the International Accounting Standard Board issued IFRS 17 Insurance Contracts on 18th May, 2017. Subsequent to issuance of IFRS 17, the IRDAI is reviewing the position in the matter of

implementation of Ind AS in the insurance sector in India and has deferred the implementation of Ind AS for a period of two years vide its Circular Number IRDA/F&A/CIR/ACTS/146/06/2017. As per the said Circular, the Ind AS shall now be implemented effective from 2020-21.

REINSURANCE:

The Company's reinsurance treaties for the year 2017-18 are led by General Insurance Corporation of India and other foreign Reinsurers. The conventional Reinsurance Treaties were fully placed by the end of March, with rated reinsurers and in line with the guidelines laid down by the IRDAI and reinsurance programme approved by the Board. The Facultative Placements have also been completed before the commencement of the risk with rated reinsurers. The Reinsurance programme has helped the bottom line of the Company by containing the impact of large losses and also those arising out of catastrophe events.

IFFCO TOKIO INSURANCE SERVICES LIMITED – A WHOLLY OWNED SUBSIDIARY:

IFFCO TOKIO Insurance Services Limited (ITIS), the wholly owned subsidiary of IFFCO TOKIO, has taken forward the mission of the Company to increase its penetration and presence into rural area through its Lateral Spread Centers and Bima Kendras. ITIS has 1707 trained persons on its rolls comprising of employees and trainees who render services to IFFCO TOKIO customers both in Urban and Rural areas.

During the year, the ITIS sourced a premium of ₹ **141 Crore** as against ₹ **139 Crore** in 2016-17 and serviced a premium valuing ₹ **1,722 Crore** as against ₹ **1,645 Crore** in 2016-17 and earned a pre-tax profit of ₹ **0.42 Crore** as against ₹ **0.30 Crore** in 2016-17. As required under section 129 (3) of the Companies Act, 2013, a separate Statement in prescribed form AOC-1 containing the salient features of the Financial Statements of IFFCO TOKIO Insurance Services Ltd., a Wholly Owned Subsidiary of the Company, is enclosed as Annexure to the Financial Statements of the Company.

MARKETING:

Amidst intense competition & increased discounts in premium rates, your Company continued its cautious approach in business selection and underwriting. The severe competition was visible both in commercial as well as in retail segments. Adopting a prudent approach the Company grew in commercial & specialty lines. As a strategy to control cost & losses in motor portfolio, unviable channels & segments were pruned down.

Health & other personal lines segments have registered growth over the previous year.

Brokers' vertical has registered 59% growth over the previous year, OEM channel has also exceeded its target with substantial reduction in losses.

Besides traditional channels, emphasis was given to develop low cost distribution channels such as Rural & Cooperatives, Point of Sale and Rural Agency. Because of special commitments to the rural and cooperatives sector, this year also we have achieved a growth of 31% in the Rural & Cooperatives channel. Special campaigns such as "Micro-Insurance Campaign" helped the Company in mobilizing rural premiums and reaching the masses. Customized rural policies viz. Jan Suraksha/Mahila Suraksha, Kisan Suvidha and Pashu Dhan Bima Yojna have achieved commendable growth over last year. We had written GWP of ₹ 1079 Crore under Government of India's flagship Pradhan Mantri Fasal Bima Yojana, Restructured Weather Based Crop Insurance Scheme and Unified Package Insurance Scheme.

On the retail front, our Company took up various initiatives for the growth of premium in B&C Class cities through focus on POS recruitment, campaigns for Small Agents, Introduction of Bima App and Agent Sahayak App. A digital platform has been introduced for our Agents to give convenience of doing business. During the year, the Company took various measures to increase growth in Agency Channel. Initiatives for recruitment, retention and recognition of agents yielded encouraging results and performance of the channel registered an overall growth of around 7% in 2017-18.

The above initiatives enabled the Company to reach the GWP of ₹ 5707 Crore.

RURAL BUSINESS:

Keeping farmers and rural populace in mind, IFFCO TOKIO over the period had launched many insurance products like Sankat Haran Bima Yojna, Janta Suraksha Bima Yojna, Jan Sewa Bima Yojna, Mahila Suraksha Bima Yojna, Pashu Dhan Bima Yojna etc. and provided timely support through insurance claims. The Company also participated in Pradhan Mantri Fasal Bima Yojna (PMFBY) and Restructured Weather Based Crop Insurance Scheme (RWBCIS) of the Government of India in notified districts of selected states to insure the farmers against loss of productivity due to adverse weather conditions and Government sponsored health schemes like Rashtriya Swasthya Bima Yojna (RSBY) to extend health insurance to below poverty

line (BPL) families. In order to increase its penetration into rural markets and deliver insurance at the doorstep of the rural populace, IFFCO TOKIO is working aggressively to sell its specialized products through IFFCO cooperatives network, Government sponsored E-Governance agency "CSC-SPV" and Point of Sale person (POSp).

The unique policy 'Sankat Haran Bima Yojna' which is linked to the purchase of fertilizer bags from the Co-operative Society and sponsored by IFFCO has entered into its 17th year. The Sankat Haran Bima Yojna has covered approximately **178.79 Lakhs** farmers and disbursed about ₹ **104.60 Crore** in claims since its launch in September, 2001.

On similar lines, farmers purchasing agrochemical products from IFFCO-MC are also covered under "Kisan Suraksha Bima Yojna".

During the year, the Company has underwritten rural business amounting to ₹ **1521.43 Crore** which is **27%** of the Gross Direct Premium and covered **158.48 Lakhs** lives as against the obligation of **7%** of Gross Direct Premium and **5%** of social sector lives, computed on the basis of total business procured.

CUSTOMER SERVICE:

A total of 4,15,826 motor claims were reported in the FY 2017-18 and more than 4,21,194 claims were settled with an achievement of over 101.29% settlement ratio. Several new initiatives were taken in order to improve the overall working of the claims department & to achieve a better customer satisfaction by introduction of 1) E Survey Module (Claims survey through Mobile Application), 2) QCS Application (Quick Claim Settlement through Mobile Application), 3) Live Streaming (Live telecast of damaged vehicle from Workshop to Claims office), and 4) IOT/ Telematics device (OBD device fitted in vehicle to track & trace in event of theft & accident).

HUMAN RESOURCE DEVELOPMENT:

Human resource is an invaluable asset of your Organization. Suitable strategies in marketing were successfully evolved and were in practice to achieve the vision of the Company viz., to be the industry leader by building customer satisfaction through fairness, transparency and quick response. Employee engagement activities such as employee get together with family, encouraging employee participation in marathons etc. "Muskarate Raho" the open house blog for suggestions are in place to encourage team cohesiveness and enhance participation of employees

with a positive impact. The employees of the Company rendered their full cooperation and support to the management.

During the year under report, 67 training programs covering functional and behavioral areas were conducted and a total of 1085 employees at various levels were trained in various training programs.

INFORMATION TECHNOLOGY:

During the year 2017-18, the Company has taken big strides in the area of Digitization and Modernization. To strengthen sale and service on the go, mobile apps have been developed for Crop Cutting Experiment, Quick Claim Settlement, Bima App for agents and Mobile App for end customer sale. Company's Web portal has been enhanced to include renewal of health products and long term two wheeler policy on web portal. The Portal is now available in Hindi and English. PEGA health claim application was made live to provide enhanced feature for health claim settlement. IT Infrastructure and LAN & WAN have been upgraded for higher capacity, redundancy, better throughput and performance. IFFCO TOKIO has been accredited with Information Security certification- ISMS 27001-2013. This speaks of the Security standard and capability of the Company in protecting the confidentiality & integrity of its IT Information and assets. The ultimate goal of IT is to leverage the available technology in innovation of business processes and facilitate end-users in catering to the growing business needs of the Company.

BUSINESS PLAN:

In line with the performance of the year under report and also current economic and industry scenario, the business plan 2018-19 of the Company, aims to achieve Gross Written Premium target of ₹ 7000 Crore. The business plan for this financial year is focused on growth of retail lines of business with Motor and Health being the major drivers of top line. The Company would be eyeing the growth of both, commercial and retail business giving channels, by individually focusing on implementing new methodologies and guidelines. The Company would endeavour to aggressively enhance business from existing clients as well as targeting new ones by increasing its capacity so that there can be an increased participation in large risks.

It may be recalled that from a modest beginning in 2001, the Company has consistently grown to achieve Gross Written Premium of ₹ 5707 Crore in FY 2017-18 and has planned to continue to grow in future also with

profitability and keeping in mind a target growth of about 20% for the coming FY in line with the industry's growth. The Company would strive to perform and achieve overall growth in both top and bottom line.

Since, the impact of digitization has been huge on the industry, IFFCO TOKIO is focused on giving its customers easy access to the online services by enhancing the mobile app which enables users to choose from various insurance plans. The proposed idea of digitalizing the sales process through a mobile application would further enhance information sharing and developing enablers to improve services to customers. Renewals and Claim reporting have been made hassle free as increasingly people like to transact online. In the plan period 2018-19, the Company will continue to upgrade its IT systems and improve existing business processes by upgrading the existing technology. The Company will focus more on increasing digital presence through social platforms during the year and launch a Digital Branding Campaign to enhance its brand image and expand its business operations in some of the states/regions, which have more business prospects during the year.

As Rural insurance is a niche and still an untapped market, the Company will further expand its operations in class "B & C" cities through engaging IFFCO field officers, IFFCO e-bazaars, and also through its collaboration with different co-operative banks and societies, several micro agents, POS Rural agents. The Company will also target growth in business from CSC-SPV Channel and network of Government's E-governance platform so as to reach rural masses while maintaining diverse portfolio geographically.

CHANGE IN SHAREHOLDING PATTERN OF THE COMPANY:

During the year 2017-18, consequent to IRDAI's approval under section 6A of the Insurance Act, 1938, the shareholding pattern of the Company changed. M/s Indian Potash Limited ceased to be a Shareholder of the Company and shareholding of M/s IFFCO in the Company was reduced from 72.64% to 51.00% and shareholding of M/s Tokio Marine Asia Pte. Limited (TMA) was increased from 26% to 49%.

ALTERATION IN ARTICLES OF ASSOCIATION OF THE COMPANY:

During the year 2017-18, the shareholders in its Meeting held on 7th July, 2017 approved the amendment in the Articles of Association of your Company so as to align it with the requirements of the Companies Act, 2013, and IRDAI's Guidelines on Indian

Owned and Controlled dated 19th October, 2015 as well as to reflect the changes made by the promoters to the Joint Venture Agreement.

EXTRACTS OF ANNUAL RETURN:

Pursuant to the Provisions of Section 92(3) of the Companies Amendment Act, 2013 read with Rule 11 of the Companies (Management and Administration) Rules, 2014 the extract of Annual Return in the prescribed Form MGT 9 is enclosed as **Appendix I** to the Report.

CORPORATE GOVERNANCE:

Your Company believes that good Corporate Governance holds balance between social and commercial goals. It has been the endeavour of your Company to adopt systems and procedures which would strengthen good corporate governance, transparency, accountability and full disclosure of information to its shareholders and other stakeholders.

The Guidelines on Corporate Governance issued by IRDAI for the Insurance sector were implemented by the Company in letter and spirit. IRDAI has outlined in general terms, corporate governance responsibilities of the Board in the management of the insurance functions under various Regulations notified by it covering different operational areas. Now, IRDAI has issued comprehensive guidelines for adoption by the insurer. In light of the changes brought in by the Companies Act, 2013, your Company has also streamlined its structure, responsibilities and functions of Board of Directors and management in accordance with the revised guidelines. The Code of Business Conduct and Ethics for Board Members and Senior Management, Whistle Blower Policy, Constitution of Risk Management Committee, Policy Holders Protection Committee, Investment Committee and Audit Committee, Appointment of Independent Directors and conduct of meetings of Board of Directors etc. are fully implemented by the Company.

A Report on Corporate Governance pursuant to IRDAI Guidelines is placed at **Annexure 'A'**.

ENTERPRISE RISK MANAGEMENT AND RISK MANAGEMENT POLICY:

Your Company has a comprehensive Risk Management Policy & Framework in place to ensure that all the material risk(s) that may affect the Company are identified, assessed, and monitored periodically and the same are reported to the Management in

structured manner. In addition to normal Enterprise Risks, your Company, being in general insurance industry, is exposed to various other risks including the risk of loss due to inadequate pricing, reserving or inadequate reinsurance protection. The revised Corporate Governance Guidelines has widened the scope and responsibilities of the Risk Management Committee and to effectively mitigate these risks, the Company has laid down the following controls and mitigation measures:

- Risks are underwritten based on underwriting guidelines after thorough analysis to enable that the proper price is charged from proposer.
- Reinsurance program is designed to ensure optimal protection from financially sound reinsurers.
- Risk Management Committee comprising of Chief Risk Officer and other Senior Executives of the Company meet regularly to identify and assess various Business and other Enterprise risks as well as to suggest and monitor the mitigation measures taken up by the management.
- The Risk Management Committee also continuously reviews the investments, reinsurance securities, loss reserving and solvency ratio to ensure financial stability of the Company.
- Business Continuity Plan is being reviewed from time to time and mock drills for measuring the effectiveness of the same are being conducted on regular basis.
- Formulated a Fraud Monitoring Policy for effective deterrence, prevention, detection and mitigation of frauds.

ADEQUACY OF INTERNAL FINANCIAL CONTROLS:

During the year, the Internal Audit Team of your Company had provided assurance on adequacy and effectiveness of controls encompassing your Company's governance, operations and information systems. The Internal Audit Team executed internal audit plan and periodically reported Internal Audit findings to the Audit Committee of the Board.

BOARD OF DIRECTORS:

Meetings:

During the year 2017-18, seven meetings of Board of Directors of the Company were held on 2nd May, 2017, 17th June, 2017, 7th July, 2017, 26th September, 2017,

3rd November, 2017, 30th January, 2018 and 20th March, 2018.

Changes in the Composition of the Board :

During the year 2017-18, consequent to the approval from IRDAI under Section 6A of the Insurance Act, 1938, the shareholding pattern of the Company has revised with IFFCO holding 51% of the total shareholding and Tokio Marine holding 49% of the shareholding. The promoters of the Company vide Supplemental Agreement No. 5 amended the Joint Venture Agreement, which provides that the Tokio Marine shall have five (5) of its nominees as Directors on the Board of the Company. Accordingly, M/s Tokio Marine has nominated three more Non-Executive Directors on the Board of the Company, namely Mr. Akira Harashima, Mr. Chisato Kojima and Mr. Shinjiro Hamada w.e.f. 7th July, 2017.

Mr. Lee King Chi Arthur, Vice Chairperson of the Company has tendered his resignation from the directorship of the Company w.e.f. 30th September, 2017. Your Directors place on record their appreciation for the valuable services rendered by him during his tenure as Vice Chairperson/Director of the Company. Consequent to his cessation, Mr. Akira Harashima, Tokio Marine Nominee Non-Executive Director of the Company was appointed as Vice Chairperson of the Company.

During the year, Mrs. Mira Mehrishi, Independent Director had completed her first three year tenure on 24th November, 2017 and considering her significant contributions to the deliberations of the Board, her knowledge, experience and independent views on the matters of administration, management, CSR etc. the Shareholders of the Company had approved the reappointment of Mrs. Mira Mehrishi for a further period of three years w.e.f. 24th November, 2017.

During FY 2017-18, Mr. Hiroshi Yasui, Tokio Marine nominee Director (Operations) has completed his tenure in the Company and another Tokio Marine nominee Mr. Jun Matsui has been appointed as Director (Operations) for a period of three years w.e.f. 30th January, 2018. Your Directors place on record their appreciation for the valuable services rendered by Mr. Hiroshi Yasui during his tenure as Director (Operations) of the Company.

During the year, to fill the position vacated by resignation of Mr. Lee King Chi Arthur, Mr. Jim Qin has been appointed as Tokio Marine Nominee Non-Executive Director on the Board of the Company with effect from 30th January, 2018.

Declaration by the Directors:

Your Company has received declarations from all the Directors confirming that they are not disqualified from being appointed as directors under the provisions of Section 164 of the Companies Act, 2013.

Your Company has also received declarations from all Independent Directors confirming that they meet the criteria of independence as provided under Section 149(6) of the Companies Act, 2013.

Retirement by Rotation:

In accordance with the provisions contained in Articles 102, 103 and 104 of the Articles of Association of your Company and applicable relevant provisions of the Companies Act, 2013, Dr. U.S. Awasthi, Mr. Rakesh Kapur, and Dr. P.S. Gahlaut, Directors shall retire by rotation at the ensuing Annual General Meeting and are eligible for reappointment. The Board recommends the reappointment of the retiring directors at the ensuing Annual General Meeting.

STATUTORY AUDITORS & THEIR REPORT:

M/s S.K. Mittal & Co. and M/s J.C. Bhalla & Co. were appointed as Joint Statutory Auditors of your Company for the financial year 2017-18 and they will continue in the office till the conclusion of the ensuing Annual General Meeting. M/s S.K. Mittal & Co. and M/s J.C. Bhalla & Co. are completing their 4th and 2nd year out of their tenure of 5 years respectively at the conclusion of ensuing Annual General Meeting.

One of the joint Statutory Auditors, M/s S.K. Mittal & Co., Chartered Accountants have expressed their unwillingness to offer themselves for reappointment for the year 2018-19 due to their pre-occupancy and other professional engagement. However, other Joint Statutory Auditors M/s J.C. Bhalla & Co., Chartered Accountants, have confirmed their consent for continuation as Joint Auditors of the Company.

The Company has received a communication from M/s Arun Singh & Co., Chartered Accountants, confirming their willingness to accept the audit of the Company. Both M/s J.C. Bhalla & Co., Chartered Accountants and M/s Arun Singh & Co. Chartered Accountants have confirmed that their appointment, if made, will be in accordance with the limits specified under Section 139(1) of the Companies Act, 2013 and that they fulfill the eligibility criteria specified under Section 141 of the Companies Act and IRDAI Regulations/guidelines for appointment of Statutory Auditors.

As per Companies (Amendment) Act, 2017, the requirement of ratification of Auditors appointment at every Annual General Meeting has been done away with. Accordingly, on the recommendation of the Audit Committee, the Board of Directors of the Company at its meeting held on 30th January, 2018, recommended the appointment of M/s Arun Singh & Co., Chartered Accountants, as one of the Joint Statutory Auditors of the Company for a term of five years to hold the office from the conclusion of 18th Annual General Meeting until the conclusion of 23rd Annual General Meeting. Similarly, the Board has also recommended the appointment of M/s J.C. Bhalla & Co., Chartered Accountant as one of the Joint Statutory Auditors of the Company for the further period of 3 years to hold the office from the conclusion of 18th Annual General Meeting until the conclusion of 21st Annual General Meeting i.e. the residual period of their tenure of 5 years.

The Report of the Joint Statutory Auditors to the Shareholders of the Company is annexed to the financial statements for the year ended 31st March, 2018. There is no specific qualification, reservation or adverse remark in the Report of the Joint Statutory Auditors which requires clarification.

SECRETARIAL AUDITOR'S REPORT:

In accordance with the provisions of Section 204 of the Companies Act, 2013 read with Section 134(3) of the Companies Act, 2013, Board had appointed Mr. PSR Murthy as Secretarial Auditor of the Company to conduct the Secretarial Audit for the financial year 2017-18. Secretarial Audit Report in the prescribed form **MR 3** is enclosed at **Annexure 'B'**.

CORPORATE SOCIAL RESPONSIBILITY (CSR):

CSR is the way of conducting business, by which corporate visibly contribute to the social good of the Society. Socially responsible companies do not limit themselves to using resources to engage in the activities that increase only their profits. Your Directors believe that its CSR activities need to be used to integrate economic, environmental and social objectives with the Company's operations & growth.

The CSR Policy of the Company, inter alia, specifies the broad areas of CSR activities that will be taken up by the Company and includes CSR Implementing Strategy, Governance & Monitoring Mechanism, Reporting Methodology, Impact Analysis etc. During the year, Board upon the recommendations of the CSR Committee of Directors has approved the Annual CSR

Plan of the Company for the Financial Year 2017-18 incorporating various CSR Projects/Activities to be undertaken by the Company during the year. The CSR Policy and Annual CSR Plan of the Company are available on the website of the Company.

On the recommendation of CSR Committee of Directors, Board of Directors allocated a sum of ₹ 7,78,55,441/- (being 2% of average Profits for the last three financial years) towards the implementation of CSR Plan during the year 2017-18. Out of the allocated funds, due to various limitations, as detailed in the CSR Annual Report, only a sum ₹ 5,77,83,000/- could be spent towards various CSR Projects/Programs/Activities during the year 2017-18. However, your Company is committed to continue and complete all the CSR Projects/Activities undertaken by it, out of the CSR Budget allocations for the FY 2018-19.

As required under the Companies Act, 2013 and CSR Rules, 2014, CSR Annual Report of the Company containing the brief outline of the CSR Policy, the details of the specified amount allocated for CSR Projects & Activities during the Financial Year 2017 -18 and the unspent amount including the reasons thereof, is enclosed in prescribed format as per **Annexure 'C'**.

POLICY ON DIRECTOR'S APPOINTMENT AND REMUNERATION:

The Company has in place a Board approved Policy on 'Appointment and Selection of Directors and members of Senior Management and criteria for determining Directors' Independence (Appointment & Selection Policy)' and Policy on Remuneration of Directors, Key Managerial Personnel and other Employees (Remuneration Policy). The objective of the policy is inter-alia to provide a framework and set standards for the appointment of high quality directors who should have the capacity and ability to lead the Company towards achieving its strategic objectives, taking into account the interests of the policyholders and employees. Brief extracts containing the features of the above mentioned Policies are available on the website of our Company www.iffcotokio.co.in and can be accessed at <https://www.iffcotokio.co.in/sites/default/files/Remuneration-Policy-for-Directors-KMP-and-other-employees.pdf>

ANNUAL EVALUATION OF BOARD, COMMITTEES AND DIRECTORS' PERFORMANCE:

Pursuant to the provisions of the Companies Act, 2013 as amended by the Companies Amendment Act, 2017, the evaluation of performance of the Board, its Committees and individual directors to be carried out either by the Board, by the Nomination & Remuneration Committee or by an independent external agency and Nomination & Remuneration Committee shall review its implementation and compliance. Nomination & Remuneration Committee has designed the evaluation feedback sheets/forms and circulated among the Board of Directors for their feedback. The Independent Directors of the Company also at their meeting held on 27th April, 2018 evaluated the performance of the Board as a whole, its Chairman and other Non-Independent Directors. Independent Directors also assessed the quality, quantity and flow of information to the Board. The Annual Performance Evaluation for the FY 2017-18, as mentioned above, initiated by the Board, and N&R Committee respectively at their separate meetings held on 8th May, 2018.

The evaluation of performance of the Board, its Committees and Directors etc. was carried out on the basis of various parameters including qualification, experience, quality, personal attributes, participation, contribution to the Board, preparedness, strengths etc.

AUDIT COMMITTEE:

During the year, consequent to the change in shareholding pattern, the composition of the Audit Committee of Directors has been changed and with effect from 7th July, 2017, Tokio Marine Nominee Mr. Chisato Kojima, Director has been inducted as the member of the Committee in place of Dr. P. S. Gahlaut, Director. As on 31st March, 2018, the Audit Committee consists of Mr. Ashwani Kumar, Independent Director as Chairman of the Committee and Mr. Sudhakar Rao, Mrs. Mira Mehrishi, Mr. Rakesh Kapur and Mr. Chisato Kojima as Members of the Committee. All the members of the Committee have adequate qualifications to fulfill their duties stipulated under the Companies Act, 2013. The Members of the Audit Committee met five times during the Financial Year 2017-18.

INFORMATION UNDER RULE 5 (2) OF THE COMPANIES (APPOINTMENT AND REMUNERATION OF MANAGERIAL PERSONNEL) RULES, 2014:

Information as per Rule 5(2) of the Companies (Appointment and Remuneration of Managerial

Personnel) Rules, 2014 is placed at **Annexure 'D'**.

CONSERVATION OF ENERGY, TECHNOLOGY ABSORPTION:

As your Company does not carry out any manufacturing activity, the provisions with regard to disclosure of particulars regarding Conservation of Energy and Technology absorption are not applicable to the Company.

FOREIGN EXCHANGE EARNINGS AND OUTGO:

The particulars of Foreign Exchange earnings/outgo during the year 2017-18 as required under the Companies Act, 2013 are given below.

Earnings: ₹ 109.01 Crore (Previous year ₹ 17.72 Crore)

Outgo: ₹ 299.99 Crore (Previous year ₹ 511.58 Crore)

PUBLIC DEPOSITS:

The Company has not accepted any Public Deposits during the year under review.

PARTICULARS OF LOANS, GUARANTEES OR INVESTMENTS UNDER SECTION 186 OF THE COMPANIES ACT, 2013:

In terms of provisions of Section 186(11) of the Companies Act, 2013, as amended by the Companies (Removal of Difficulties) Order, 2015 dated 13th February, 2015, the provisions of Section 186 except sub section (1) are not applicable to the Company.

PARTICULARS OF CONTRACTS OR ARRANGEMENTS UNDER SECTION 188(1) OF THE COMPANIES ACT, 2013:

Under Section 188(1) read with Rule 8(2) of the Companies (Accounts) Rules, 2014 the disclosure of the details of contracts or arrangements entered by the Company with the Related Parties during the Financial Year 2017-18 in the prescribed Form AOC 2 is enclosed at **Annexure 'E'**. The Audit Committee of Directors has given in principle approval to different types of related party transactions which are in ordinary course of business. During the year under review, the Company did not enter into any transaction or arrangements with related parties which were material and not at arm's length. As per the Accounting Standards (AS 18) on "Related Party Disclosures", the details of related party transactions entered into by the Company are included in the Notes to Accounts.

SIGNIFICANT AND MATERIAL ORDERS PASSED BY THE REGULATORS/COURTS/TRIBUNALS:

There were no significant or material orders passed by the regulators, courts or tribunals which would impact the going concern status of the Company or its future operations.

MATERIAL CHANGES AND COMMITMENTS AFFECTING THE FINANCIAL POSITION:

There were no material changes and commitments, affecting the financial position of the Company between 31st March, 2018 and the date of this report.

DIRECTORS' RESPONSIBILITY STATEMENT:

The Board of Directors of the Company confirms that:

- i. in the preparation of the annual accounts, the applicable accounting standards had been followed along with proper explanation relating to material departures;
- ii. the Directors had selected such accounting policies and applied them consistently and made judgments and estimates that are reasonable and prudent so as to give a true and fair view of the state of affairs of the Company at the end of the financial year and of the profit and loss of the Company for that period;

- iii. the Directors had taken proper and sufficient care for the maintenance of adequate accounting records in accordance with the provisions of this Act for safeguarding the assets of the Company and for preventing and detecting fraud and other irregularities;
- iv. the directors had prepared the annual accounts on a going concern basis; and
- v. the Directors had devised proper systems to ensure compliance with the provisions of all applicable laws and that such systems were adequate and operating effectively.

ACKNOWLEDGEMENTS:

Your Directors express their gratitude to all customers of the Company for their valuable patronage, and to shareholders, the Insurance Regulatory & Development Authority of India, General Insurance Council, General Insurance Corporation of India, Reinsurers and other statutory authorities for their continued support and guidance. We place on record sincere thanks to its statutory Auditors, Bankers, Insurance Agents, Brokers and other constituents for their continued support.

Your Directors also express their sincere appreciation for the unstinted support rendered by the employees of the Company at all levels for their hard work, dedication and commitment.

For and on behalf of the Board

K. SRINIVASA GOWDA
CHAIRMAN

REPORT ON CORPORATE GOVERNANCE

IFFCO TOKIO's Corporate Governance Philosophy harmonizes the best governance principles and procedures. We follow the Corporate Governance guidelines as specified by IRDAI, which are as under:

1.0 Corporate Governance Practices

The Company believes that Corporate Governance is a commitment to conduct business in a fair, transparent and in compliance of applicable laws, rules, regulations, circulars etc. IFFCO TOKIO believes that sound Corporate Governance practices are essential for healthy growth of business and to repose confidence in all interested parties. The Company has placed adequate corporate governance practices for improving long term values. The corporate governance philosophy of IFFCO TOKIO has been further strengthened with the formulation of Code of Conduct for Management, Whistle Blower Policy, Online Grievance Redressal system and implementation of Public Disclosure Policies. The Company has also set up mandatory committees as prescribed in the Corporate Governance Guidelines. The Company, through its Board and Committees, endeavors to strike and deliver the highest governing standards for the benefit of its stakeholders.

2.0 Composition of the Board of Directors

The Company has appointed independent Directors on the Board and Board of the Company consists of both Executive and Non-Executive Directors. The Company has three functional Directors including the Managing Director. All the Members of the Board have executed Deed of Covenants as prescribed in the Guidelines.

3.0 Committees of the Board

The Company has set up mandatory Committees of the Board. The Committees of the Board meet at frequent intervals as per the Guidelines prescribed for holding such meetings. The Company Secretary ensures that the meetings of the Shareholders, Board of Directors and Committees of the Board are held as per the time frame and the minutes of such meetings are properly recorded.

4.0 Board of Directors Meetings

During the year 2017-18, the Board met seven (7) times on 2nd May, 2017, 17th June, 2017, 7th July, 2017, 26th September, 2017, 3rd November, 2017, 30th January, 2018 and 20th March, 2018. Time gap between any two meetings did not exceed 120 days.

The names, qualification, specialization and status of the Directors and their attendance at the Board Meetings held during the financial year 2017-18 are as under:

S. No.	Name of the Director(s)	Qualification	Field of Specialisation	Status of Directorship	No. of Meetings held	No. of Meetings attended
1.	Mr. K. Srinivasa Gowda	B.Sc.	Agriculture	Chairman	7	7
2.	Mr. Lee King Chi Arthur(*)	Bachelor degree of Arts and Juris doctorate	Legal	Vice Chairman	4	3
3.	Mr. Akira Harashima (*)(***)	Bachelor of Social Sciences	Insurance	Vice Chairman	4	4
4.	Mr. Balwinder Singh Nakai	Graduate	Agriculture	Director	7	7
5.	Dr. U.S. Awasthi	Ph.D. and Graduate in Chemical Engineering	Management	Director	7	7
6.	Mr. Rakesh Kapur	B. Tech (Mechanical)	Finance	Director	7	7
7.	Dr. P.S. Gahlaut	Ph.D., B.Sc. (Hons.)	Business Management	Director	7	5
8.	Mrs. Mira Mehrishi	Master's degree in Business Administration	Management & Administration	Independent Director	7	7
9.	Mr. Sudhakar Rao	M.A. (Economics)	Management & Administration	Independent Director	7	7
10.	Mr. Ashwani Kumar	FCA, B.Com	Finance	Independent	7	6
11.	Mr. Chisato Kojima(***)	MBA from MIT Sloan Management School and BA of Economics	Business Management & Insurance	Director	4	3
12.	Mr. Shinjiro Hamada(***)	Bachelor of Arts	Corporate Planning	Director	4	4
13.	Mr. Jim Qin(****)	Bachelor of Commerce in Actuarial Studies/ Information System	Finance & Accounting, Investment, Corporate Management etc.	Director	1	1
14.	Mr. Warendra Sinha	Master's in Sociology, AllI from Insurance Institute of India, Bachelor's in History	Insurance	Managing Director & CEO	7	7
15.	Mr. H.O. Suri	FCA, B.Com (Hon.)	Marketing	Director (Marketing)	7	5
16.	Mr. Hiroshi Yasui(**)	B.A.	Business Operations & Internal Controls	Director (Operations)	6	6
17.	Mr. Jun Matsui(**)	Majored in Finance and Economics	Commercial Lines Marketing	Director (Operations)	1	1

Note: (*) Mr. Lee King Chi Arthur resigned w.e.f. 30th September, 2017 and Mr. Akira Harashima has been appointed as Vice Chairman in place of Mr. Lee King Chi Arthur.

(**) Mr. Hiroshi Yasui, resigned from the office of Director (Operations) with effect from 30th January, 2018 and Mr. Jun Matsui has been appointed as Director (Operations) in his place.

(***) Mr. Akira Harashima, Mr. Chisato Kojima and Mr. Shinjiro Hamada, were appointed as Tokio Marine Nominee Non-Executive Directors with effect from 7th July, 2017.

(****) Mr. Jim Qin was appointed as Tokio Marine Non-Executive Director on 30th January, 2018.

5.0. Committee Meetings of the Board of Directors

The details of the Committee Meetings of the Board of Directors held during the financial year 2017-18 are as under:

(A) Investment Committee

During the year 2017-18, the Investment Committee of the Board met four (4) times on 2nd May, 2017, 29th August, 2017, 2nd November, 2017, and 29th January, 2018. The details of Composition of Investment Committee and attendance of the members at the Meetings of the Investment Committee held during the year are as under:

S. No.	Name of the Member(s)	Status	No. of Meetings held	No. of Meetings attended
1.	Dr. U.S. Awasthi	Non-Executive Director & Chairman	4	3
2.	Mr. Rakesh Kapur	Non-Executive Director, Member	4	4
3.	Dr. P.S. Gahlaut	Non-Executive Director, Member	4	3
4.	Mr. Warendra Sinha	MD & CEO, Member	4	4
5.	Mr. Harbhajan Singh	Financial Advisor, Member	4	4
6.	Mr. H.O. Suri	Chief Investment Officer, Member	4	4
7.	Mr. Sanjeev Chopra	Chief Finance Officer, Member	4	4
8.	Mr. Vaibhav Tyagi	Appointed Actuary, Member	4	4
9.	Mr. Hiroshi Yasui	Director (Operations) & CRO, Member	4	4
10.	Mr. Komei Watanabe(*)	Chief Risk Officer, Member	3	3

(*) Mr. Komei Watanabe was appointed as Chief Risk Officer of the Company in place of Mr. Hiroshi Yasui w.e.f. 7th July, 2017.

(B) Audit Committee

During the year 2017-18, the Audit Committee of the Board met five (5) times on 1st May, 2017, 29th August, 2017, 3rd November, 2017, 29th January, 2018 and 9th March, 2018. The details of Composition of Audit Committee and attendance of the members at the Meetings of the Audit Committee held during the year are as under:

S.No.	Name of the Member(s)	Status	No. of Meetings held during the tenure	No. of Meetings attended
1.	Mr. Ashwani Kumar	Independent Director & Chairman	5	4
2.	Mrs. Mira Mehrishi	Independent Director, Member	5	5
3.	Mr. Sudhakar Rao	Independent Director, Member	5	5
4.	Mr. Rakesh Kapur	Non-Executive Director, Member	5	5
5.	Dr. P.S. Gahlaut(*)	Non-Executive Director, Member	1	0
6.	Mr. Chisato Kojima(*)	Non-Executive Director, Member	4	4

(*) The Board of Directors in its Meeting held on 7th July, 2017 inducted Tokio Marine Nominee Mr. Chisato Kojima as member of the Audit Committee in place of Dr. P.S. Gahlaut.

(C) Risk Management Committee

During the year 2017-18, the Risk Management Committee of the Board met four (4) times on 10th April, 2017, 7th July, 2017, 1st November, 2017 and 27th February, 2018. The details of Composition of Risk Management Committee and attendance of the members at the Meetings of the Risk Management Committee held during the year are as under:

S. No.	Name of the Member(s)	Status	No. of Meetings held during the tenure	No. of Meetings attended
1.	Mr. Hiroshi Yasui	Director (Operations) & CRO, Chairman	3	3
2.	Mr. Jun Matsui(*) (**)	Director (Operations), Chairman	1	1
3.	Mr. H.O. Suri(*)	Director (Marketing), Member	3	3
4.	Mr. Harbhajan Singh(*)	FA, Head Internal Audit, Member	3	2
5.	Mr. Sanjeev Chopra	CFO, Member	4	2
6.	Mr. Komei Watanabe(*)	CRO, Member	3	3
7.	Mr. R. Kannan	Head Claims & UW, Member	4	1
8.	Mr. Subrata Mondal	EVP (UW), Member	4	4
9.	Mr. Abhijit Chatterjee(*)	EVP (Health), Member	3	3
10.	Mr. Sanjay Seth(**)	EVP (TP), Member	1	1
11.	Mr. Amit Jain	VP, CS & CCO, Member	4	4
12.	Mr. Abhishek Sharma(*)	Dy. CFO, Member	3	3

(*) Nominated as Members of the Risk Management Committee with effect from 7th July, 2017.

(**) Ceased to be member of the Committee w.e.f. 7th July, 2017.

(**) Mr. Jun Matsui was appointed as Chairman of the Risk Management in place of Mr. Hiroshi Yasui consequent to his resignation from the directorship w.e.f. 30th January, 2018.

(D) Policyholders Protection Committee

During the year 2017-18, the Policyholders' Protection Committee of the Board met four (4) times on 3rd May, 2017, 28th August, 2017, 21st December, 2017 and 8th March, 2018. The details of Composition of Policyholders' Protection Committee and attendance of the members at the Meetings of the Policyholders' Protection Committee held during the year are as under:

S. No.	Name of the Member(s)	Status	No. of Meetings held during the tenure	No. of Meetings attended
1.	Mr. Sudhakar Rao	Independent Director, Expert & Chairman	4	4
2.	Mr. H.O. Suri(*)	Director (Marketing), Member	4	3
3.	Mr. Hiroshi Yasui (*)(***)	Director (Operations), Member	2	2
4.	Mr. Jun Matsui(***)	Director (Operations), Member	1	0
5.	Mr. R. Kannan	Head - Claims & UW, Member	4	4
6.	Mr. Ramesh Kumar(*)	ED (HR & Admin.), Member	3	3
7.	Mr. K.K. Aggarwal	EVP/Head – Marketing (Comm.)	4	3
8.	Mr. Abhay Kumar	EVP/Head – Marketing (Retails)	4	3
9.	Mr. Sanjay Seth(**)	EVP (TP), Member	1	1
10.	Mr. Subrata Mondal(**)	EVP (Underwriting), Member	1	1
11.	Mr. Amit Jain	VP, CS & CCO, Member	1	1
12.	Mr. Hiren Vakharia(****)	VP (Digital) & CGO, Member	3	3

(*) The Policyholders' Protection Committee was reconstituted with effect from 7th July, 2017 and these new members were inducted in the Committee.

(**) Ceased to be member of the Policyholders' Protection Committee consequent to its reconstitution w.e.f. 7th July, 2017.

(***) Mr. Jun Matsui was appointed as Member of the Policyholders' Protection in place of Mr. Hiroshi Yasui, consequent to Mr. Yasui's resignation from the directorship w.e.f. 30th January, 2018.

(****) With effect from 1st August, 2017, Mr. Hiren Vakharia was appointed as CGO in place of Mr. Amit Jain.

(E) CSR Committee

During the year 2017-18, the CSR Committee of the Board met two (2) times on 1st May, 2017, and 20th March, 2018. The details of Composition of CSR Committee and attendance of the members at the Meetings of the CSR Committee held during the year are as under:

S. No.	Name of the Member(s)	Status	No. of Meetings held during the tenure	No. of Meetings attended
1.	Mrs. Mira Mehrishi	Independent Director & Chairperson	2	2
2.	Mr. Warendra Sinha	MD & CEO, Member	2	2
3.	Mr. H.O. Suri	Director (Marketing), Member	2	2
4.	Mr. Hiroshi Yasui(*)	Director (Operations), Member	1	1
5.	Mr. Jun Matsui(*)	Director (Operations), Member	1	1

(*) Mr. Hiroshi Yasui was co-opted as the member of the CSR Committee w.e.f. 7th July, 2017 and later on after the cessation of directorship of Mr. Yasui, Mr. Jun Matsui was inducted as member of the CSR Committee with effect from 30th January, 2018.

(F) Nomination and Remuneration Committee

During the year 2017-18, the Nomination & Remuneration Committee of the Board met four (4) times on 2nd May, 2017, 7th July, 2017, 3rd November, 2017 and 30th January, 2018. The details of Composition of Nomination & Remuneration Committee and attendance of the members at the Meetings of the Nomination & Remuneration Committee held during the year are as under:

S. No.	Name of the Member(s)	Status	No. of Meetings held during the tenure	No. of Meetings attended
1.	Mr. Sudhakar Rao	Independent Director & Chairperson	4	4
2.	Mrs. Mira Mehrishi	Independent Director, Member	4	4
3.	Mr. Ashwani Kumar	Independent Director, Member	4	4
4.	Mr. K.S. Gowda	Non-Executive Director, Member	4	4
5.	Dr. U.S. Awasthi	Non-Executive Director, Member	4	4
6.	Mr. Lee King Chi Arthur(*)	Non-Executive Director, Member	2	2
7.	Mr. Akira Harashima(*)	Non-Executive Director, Member	2	2

(*) Consequent to resignation of Mr. Lee King Chi Arthur w.e.f. 30th September, 2017, Mr. Akira Harashima was inducted as member of the Nomination & Remuneration Committee.

(G) Executive Committee

In accordance with the provisions contained in the Articles of Association of the Company, the Company had constituted, an Executive Committee which is in operation since the inception of the Company. The Committee is primarily responsible for preparation/monitoring of Business Plan, Annual Budgets, Key initiatives, review of operations, review of human resource related matters and performance of personnel below the Board level and other than KMPs etc. During the financial year 2017-18, Nine Executive Committee Meetings were held by the Company.

6.0 Separate Meeting of Independent Directors

For the evaluation of the performance of Executive Directors, Non-Executive Directors and Chairman of the Company during the Financial Year 2017 -18, Independent Directors meeting was held on 27th April, 2018 which was attended by Mrs. Mira Mehrishi and Mr. Sudhakar Rao, Independent Directors. During the meeting Independent Directors evaluated the performance of Executive Directors, Non-Executive Directors and Chairman. Independent Directors also evaluated the performance of the Committees and the Board as a whole and also assessed the quality, quantity and timeliness of the flow of information to the Board during the year 2017-18.

7.0. Code of Business Conduct and Ethics

The Company promotes ethical behavior in all its business activities. The Company has a Board approved "Code of Business conduct and Ethics for Board Members and Senior Management personnel of the Company". The code of Business conduct and ethics provides prevention of insider trading, access to confidential information, protection of Company's properties, conflict of interests, information to be placed before Board etc. The Code also provides the role of Compliance officer and other senior management.

8.0. Whistle Blower Policy

The Whistle Blower Policy formulated by the Company provides an opportunity to employees to have access, in good faith, to the Chairman of the Company in case they observe any unethical and improper practices or wrongful conduct in the Company. The Board of Directors formulated the whistle blower policy wherein the employees are free to report violations of laws, rules, regulations or unethical conduct. The Policy provides maintenance of confidentiality of data, procedure for reporting improper and unethical practices etc.

9.0 Disclosure under the Sexual Harassment of Women at Workplace (Prevention, Prohibition and Redressal) Act, 2013

The Company has in place an Anti-Sexual Harassment Policy in line with the requirements of The Sexual Harassment of Women at the workplace (Prevention, Prohibition & Redressal) Act, 2013. Internal Complaints Committee (ICC) has been set up to redress complaints received regarding sexual harassment. All employees (permanent, contractual, temporary and trainees) are covered under this policy. During the year under review, the Company has not received any complaint.

10.0 Compliance certificate of the Company Secretary

Certificate from the Company Secretary confirming compliances as stipulated under the Guidelines is attached to the Directors Report forming part of the Annual Report as per **Annexure I**.

Annexure I of 'A'

Certification for compliance of the Corporate Governance Guidelines

I, Amit Jain, Company Secretary & Chief Compliance Officer hereby certify that the Company has complied with the corporate governance guidelines for Insurance Companies as amended from time to time and nothing has been concealed or suppressed during the period under report.

(Amit Jain)

Company Secretary &
Chief Compliance Officer

Place: New Delhi

Date: 08th May, 2018

ANNEXURE 'C'

IFFCO TOKIO General Insurance Co. Ltd.
CORPORATE SOCIAL RESPONSIBILITY REPORT
(FY 2017-18)

1. BRIEF OUTLINE OF COMPANY'S CSR POLICY AND OVERVIEW OF THE PROJECTS OR PROGRAMS PROPOSED TO BE UNDERTAKEN BY THE COMPANY:

IFFCO TOKIO has in place its Corporate Social Responsibility (CSR) Policy in line with the requirements of Companies Act, 2013. The Company's CSR Policy outlines the Company's Responsibility as a Corporate Citizen and lays down the guidelines and mechanism for undertaking activities for the welfare and sustainable development of the Community at large. The CSR Policy of the Company outlines the scope of CSR Activities, Modalities of the execution of the Projects/Programs and their monitoring & assessment.

The process for implementation of CSR Programs involves identification of programs based on the proposals received through various channels, assessment of the projects in the terms of funding required, due diligence of implementation agency and recommendation to the CSR Committee. The CSR Committee, if found appropriate, approves the proposal and amount of expenditure to be incurred on the same within the overall limit approved by the Board. CSR Policy encompasses the Company's philosophy for delineating its responsibility as a Corporate Social Citizen and lays down the guidelines and mechanism for undertaking socially useful programs for welfare & sustainability development of the Community at large.

Under the CSR Policy of the Company, following programs were proposed to be undertaken by the Company during the financial year 2017-18:

- a. IFFCO TOKIO Integrated Rural Development Project - Phase I
- b. IFFCO TOKIO Integrated Rural Development Project - Phase II
- c. IFFCO TOKIO Health Care & Safe Drinking Water SUJALA Project
- d. IFFCO TOKIO Sheetal Mata Diagnostic Laboratory Project at, Gurugram

During the year, Company has also undertaken following small projects to discharge its CSR obligations:

- e. IFFCO TOKIO Education Assistance & Skill Development Project
- f. IFFCO TOKIO Preventive Health Care Project

CSR Policy of the Company as well as the CSR Plan of the Company for the FY 2017-18 can be viewed at www.iffcotokio.co.in/sites/default/files/IFFCO-TOKIO-CSR-POLICY.pdf and www.iffcotokio.co.in/sites/default/files/CSR-FOR -THE -FINANCIAL-YEAR-2017-18.pdf, respectively.

2. Composition of CSR Committee :

The CSR Committee of the Company comprises of the following Directors:

- | | | | |
|----|--|---|-------------|
| a. | Mrs. Mira Mehrishi, Independent Director | - | Chairperson |
| b. | Managing Director & CEO | - | Member |
| c. | Director (Marketing) | - | Member |
| d. | Director (Operations) | - | Member |

3. AVERAGE NET PROFIT OF THE COMPANY FOR THE LAST THREE FINANCIAL YEARS

Average Net Profit of the Company for the last three financial years worked out to ₹ **3,89,27,72,042/-** detailed as under:

Particulars	2016 -17	2015 – 16	2014-15
Profit Before Tax	6,19,54,99,762/-	2,39,93,45,248/-	3,02,09,84,005/-
Add: Expenses on CSR debited to P/L A/c	3,27,94,496/-	2,74,14,255/-	22,78,360/-
Profit as per Section 198	6,22,82,94,258/-	2,42,67,59,503/-	3,02,32,62,365/-

A. Total Profit of last three years: ₹ 11,67,83,16,126/-

B. Avg. Profit for CSR [(A)/3]: ₹ 3,89,27,72,042/-

4. PRESCRIBED CSR EXPENDITURE FOR THE FY 2017-18

The total amount allocated for the CSR for the FY 2017-18 worked out to ₹ **7,78,55,441/-** (being 2% of average Profits for the last three financial years).

5. DETAILS OF CSR AMOUNT SPENT DURING THE FINANCIAL YEAR 2017-18

a. Total amount to be spent for the Financial Year 2017-18: ₹ 7,78,55,441/-

b. Amount unspent: ₹ 2,00,72,441/-

c. Actual amount spent on CSR during the FY 2017-18: ₹ 5,77,83,000/-

(1)	(2)	(3)	(4)	(5)	(6)	(7)	(8)
S. No.	CSR project or activity identified	Sector in which the Project is covered	Projects or programs (1) Local area or other (2) Specify the state and district where projects or program was undertaken [Dist. (State)]	Amount outlay (budget) project or programs wise (Amount in ₹)	Amount spent on the projects or programs subheads: (1) Direct expenditure on projects or programs (2) Overheads (Amount in ₹)	Cumulative expenditure upto the reporting period (Amount in ₹)	Amount spent: Direct or through implementing agency
1.	IFFCO TOKIO Integrated Rural Development Project (IIRDP) Phase-I (Note 1)	Rural Development Projects	Three villages in Distt Pratapgarh (Rajasthan State) and five villages in Distt. Jajpur (Odisha State)	3,76,79,568/-	3,10,00,000/-	5,60,87,176/-	Indian Farmers Forestry Development Coop. Ltd. (IFFDC), Gurugram
2.	IFFCO TOKIO Integrated Rural Development Project (IIRDP) Phase-II (Note 2)	Rural Development Projects	Two villages in Distt. Baran (Rajasthan State)	1,56,42,396/-	1,35,00,000/-	1,35,00,000/-	Indian Farmers Forestry Development Cooperative Ltd., (IFFDC), Gurugram
3.	IFFCO TOKIO Health Care, Safe Drinking Water SUJALA Project (Note 3)	Health Care and Provision of Safe Drinking Water	12 Villages in Chilakaluripet Mandal at Guntur District of Andhra Pradesh	1,90,00,000/-	95,00,000/-	95,00,000/-	M/s NTR Memorial Trust, Hyderabad
4.	IFFCO TOKIO Sheetala Mata Diagnostic Laboratory at Gurugram (Note 4)	Promotion of Health Care	Distt.: Gurugram (Haryana State)	50,00,000/-	NIL	1,00,00,000/-	District Health & Family Welfare Society (DHFWS), Gurugram
5.	IFFCO TOKIO Education Assistance & Skill Development Project (Note 5)	Promotion of Education	10 Schools in the slum areas of Mumbai, Distt. (Maharashtra State)	-	4,99,590/-	4,99,590/-	M/s United Way of Mumbai (UWM) Mumbai
6.	IFFCO TOKIO Preventive Health Care Services Projects (Note 5)	Promotion of preventive health care	35 Blood Donation Centers in 11 Districts of Gujarat State	-	1,31,871/-	1,31,871/-	Direct through our local area offices
Gurugram District (Haryana State)			-	4,00,000/-	10,00,000/-	M/s Sri Shiv Kalyan Sewa Samiti, Gurugram	
7.	CSR Capacity Building Expenses & Other Administrative Cost			5,33,477/-	27,51,539/-	54,41,054/-	Direct
	TOTAL			7,78,55,441/-	5,77,83,000/-		

Note(s):

- (1) IIRDP Phase-I is a long term project implemented in eight villages in Rajasthan and Odisha, with a total outlay of ₹ 6,27,66,744/- to be completed in three years' period ended on 31st March, 2018. Out of this total budgeted outlay, ₹ 87,77,000/-, ₹ 1,63,10,176/- and ₹ 3,10,00,000/- were spent during the FY 2015-16, 2016-17 and 2017-18, respectively. Lower spent of CSR Amount under this project was mainly due to heavy rains & delay in getting approval for allotment of land for Community Center from the State Administration, during the original project period. The Company is committed towards completion of this project and short expenditure in the project is proposed to be met out of the CSR Plan/budget of the Company for the FY 2018-19.
- (2) IIRDP Phase-II is also another long term project implemented in two villages in District Baran of Rajasthan, with a total outlay of ₹ 2,99,54,124/- to be completed in three years ending on 31st March, 2020. Out of this total budgeted outlay, a sum of ₹ 1,35,00,000/- was spent during FY 2017-18. Lower spent of CSR Amount under this Project was mainly due to heavy rains in the Project Area. The Company is committed towards completion of this project and short expenditure in the project is proposed to be clubbed with the balance outlay for the FY 2018-19 and same will be met out of the CSR Plan/budget of the Company for the FY 2018-19.
- (3) SUJALA Safe Drinking Water Project in Guntur District of Andhra Pradesh is originally planned for implementation during the FY 2017-18. However, due to some initial administrative impediments, project flagged off with a delay of around 4 to 5 months. It is expected that the project will be completed by July/August, 2018. The Company is committed towards completion of this project and short expenditure in the project is proposed to be met out of the CSR Plan/budget of the Company for the FY 2018-19.
- (4) Due to change of location of proposed Diagnostic Laboratory and change in the Project Implementation Agency/Sub-Contractor, the project could not progress as per original milestone plan hence no contribution could be made to the project during FY 2017-18. In the FY 2015-16, the Company had already made a contribution of ₹ 1.00 Cr. out of the total commitment of ₹ 1.50 Cr. The Company is committed towards completion of this project and balance contribution of ₹ 50 Lakhs towards this project is proposed to be met out of the CSR Plan/budget of the Company for the FY 2018-19.
- (5) These short term small CSR Activities/projects were undertaken by the Company out of the unspent CSR Amount allocated for CSR Plan for the FY 2017-18.

6. REASONS FOR NOT SPENDING THE PRESCRIBED CSR AMOUNT DURING THE FINANCIAL YEAR 2017 – 18

For the long term sustainability and larger impact, your Company had undertaken two long term projects namely "IFFCO TOKIO Integrated Rural Development Project" under Phase-I and Phase-II. These projects were being implemented in 10 villages (Three villages in Pratapgarh Distt. & two villages in Baran Distt. at Rajasthan State and five villages in Jajpur District at Odisha), which is spread over a period of three years. The CSR Activities under this project is in ongoing mode and would be completing by September, 2018 (for Phase-I) & March, 2020 (for Phase-II), respectively. During the year 2017-18, lower spent of CSR Amount under these project was mainly due to heavy rains and delay of approval for allotment of land for Community Centre in Rajasthan and Odisha, respectively.

During the year your Company has undertaken an ambitious project of providing safe potable water to rural community in the state of Andhra Pradesh under the name of IFFCO TOKIO SUJALA Safe Drinking Water Project. This project was originally scheduled to complete in the FY 2017-18 itself, however, due to some initial administrative issues the project could be started with a delay of 4-5 months and only half of the allocated budgeted amount could be spent during the FY 2017-18.

Further, no progress could be made in the proposed IFFCO TOKIO Sheetala Mata Diagnostic Laboratory Project during the year 2017-18 due to change of location of the project site, addition in scope of work & other sponsors and change in sub-contractor of proposed Diagnostic Laboratory.

During the year, your Company has taken up few small CSR Activities under the IFFCO TOKIO Education Assistance and Skill Development Project and IFFCO TOKIO Preventive Health Care Services Project and expenditure for these additional CSR Activities were met out of the unspent amount of CSR budget allocated for the FY 2017-18.

IFFCO TOKIO is committed to complete all the CSR Projects undertaken/initiated by it and the short expenditure in these projects shall be met out of the CSR Budget/Plan of the FY 2018-19.

7. RESPONSIBILITY STATEMENT OF THE CSR COMMITTEE

The CSR Committee hereby declares that the implementation and monitoring of CSR Policy of the Company is in compliance with CSR objectives and is in consonance with section 135 of the Companies Act, 2013. We also undertake to follow the objectives of the Company's CSR Policy in letter and spirit.

Warendra Sinha
(Managing Director & CEO)
Dated: 27th April, 2018

Mira Mehrishi
(Chairperson CSR Committee)

Annexure 'D'

IFFCO-TOKIO GENERAL INSURANCE COMPANY LIMITED									
Statement under Rule 5(2) of the Companies (Appointment & Remuneration of Managerial Personnel) Rules, 2014 for the year ended 31 st March 2018									
S. No.	Emp. Code	Name of Employee	Age (Years)	Designation/ Nature of Employment	Remuneration Received (₹ in lakhs)	Qualification & Experience	% of equity shares held	Date of Commencement of Employment	Particulars of Previous Employment
1.	12994	Warendra Sinha	59	MD & CEO	149.05	Master's in sociology, Bachelor's in History and AllI from Insurance Institute of India & Exp. 36 years	NIL	28-03-2017	National Ins. Co. Ltd.
2.	10206	H.O Suri	63	Director – Mktg.	63.81	B.Com (H),C.A. & Exp. 38 years	NIL	01-04-2001	IFFCO
3.	12980	Vaibhav Tyagi	40	VP & Appointed Actuary	62.85	B. Sc. (H), M. Sc., M. Tech. (Com. Sc.) & Exp. 6 years	NIL	14-02-2017	RSA Actuarial Services Pvt. Ltd.
4.	10108	Sanjay Seth	57	EVP & Head-Motor TP Claims	57.22	B. Com. (H) & Exp. 30 years	NIL	02-07-2001	United India Ins. Co.
5.	10116	Sanjeev Chopra	58	ED & Head - Finance & Accounts (CFO) & IT	56.79	B. Com.(H), CA & Exp. 33 years	NIL	17-07-2001	Oriental Ins. Co.
6.	10040	R. Kannan	55	ED & Head - Underwriting & Claims	55.87	B.Com, A.I.C.W.A, Certified associate of IIB, CIMA & Exp. 29 years	NIL	29-01-2001	National Ins. Co. Ltd.
7.	10033	Abhay Kumar	53	EVP & Head - OEM & Product Development	55.11	B.A (H), PGDBM & Exp. 30 years	NIL	07-12-2000	Oriental Ins. Co.
8.	10210	Srikanth Charan M	55	EVP & Head - CMG Retail - Non OEM	54.51	M.Com, B.Com, MBA (Health Care Mgmt. & Risk & Ins. Mgmt.) & Exp. 33 years	NIL	05-06-2002	National Ins. Co. Ltd.
9.	10037	K.K. Aggarwal	60	EVP & Head - CMG (Commercial) & Rural & Coop. Marketing	52.57	B. Com.(H), CA & Exp. 34 years	NIL	18-12-2000	Oriental Ins. Co.
10.	10123	Gunasekhar Boga	53	EVP & Zonal Head - Mumbai & ROM Region	53.47	B. Tech (Mech.) & Exp. 33 years	NIL	01-08-2001	Oriental Ins. Co.

Note: 1. The gross remuneration comprises of salary, allowances, monetary value of perquisites and Company's contribution to Provident Fund.

2. None of the employee mentioned in the above list is relative to any of the Directors of the Company.

ANNEXURE – ‘E’

IFFCO TOKIO General Insurance Co. Ltd.

FORM No. AOC – 2

[Pursuant to clause (h) of sub-section (3) of Section 134 of the Act and Rule 8 (2) of the Companies (Accounts) Rules, 2014]

Form for disclosure of particulars of contracts/arrangements entered into by the Company with related parties referred to in sub-section (1) of section 188 of the Companies Act, 2013 including arm's length transactions under third proviso thereto

- 1. Details of material contracts or arrangement or transactions not at arm's length basis - NIL**
- 2. Details of material contracts or arrangement or transactions at arm's length basis**

(a) Name (s) of the related party and nature of relationship :

Name of Related Party : IFFCO TOKIO Insurance Services Ltd.

Nature of Relationship : Subsidiary of the Company with 100% Voting Rights

(b) Nature of contracts/arrangements/transactions :

(i) Receipt of Insurance Premium and Payment of Insurance Claim for Direct Business

(ii) Payment of Commission and Service Charges

(iii) Recovery of Expenses.

(c) Duration of the contracts/arrangements/transactions : 2017-18

(d) Salient terms of the contacts or arrangements or transactions including the value, if any:

Name of the Related Parties	Nature of Related party relationship	Description of Nature of Transactions	2017-18 (₹ in thousand)
IFFCO TOKIO Insurance Services Ltd	Subsidiary of the Company with 100% Voting Rights	Receipt of Insurance Premium	5,317
		Claims paid	(3,174)
		Recovery of Expenses	10,883
		Payment of - Commission	(63,441)
		Payment of Service Charges	(797,213)

(e) Date(s) of approval by the Board, if any: Not applicable

(f) Amount paid as advances, if any: Not applicable

For IFFCO TOKIO General Insurance Co. Ltd.,

**K. Srinivasa Gowda
(Chairman)**

FORM No. MGT – 9

EXTRACT OF ANNUAL RETURN AS ON THE FINANCIAL YEAR ENDED ON 31ST MARCH, 2018

[Pursuant to section 92(3) of the Companies Act, 2013 and rule 12(1) of the Companies (Management and Administration) Rules, 2014]

I. REGISTRATION AND OTHER DETAILS:

- i) CIN : U74899DL2000PLC107621
- ii) Registration Date : 8th September, 2000
- iii) Name of the Company : IFFCO TOKIO General Insurance Co. Ltd.
- iv) Address of the Registered office and contact details : IFFCO SADAN, C - 1, District Centre, Saket, New Delhi - 110017
- v) Whether listed Company Yes / No : No
- vi) Name, Address and Contact details of Registrar and Transfer Agent, if any : MCS Share Transfer Agent Limited, F - 65, Okhla Industrial Area, Phase - I, New Delhi - 110 020

II. PRINCIPAL BUSINESS ACTIVITIES OF THE COMPANY

All the business activities contributing 10% or more of the total turnover of the business shall be stated:

S. No.	Name and Description of Main Products/Services	NIC Code of the Product/service	% to Total Turnover of the Company
1.	Non-life Insurance	65120	100%

III. PARTICULARS OF HOLDING, SUBSIDIARY AND ASSOCIATE COMPANIES –

S. No.	Name and Address of the Company	CIN/GLN	Holding/ Subsidiary/ Associate	% of Shares Held	Applicable Section
1.	IFFCO TOKIO Insurance Services Ltd. IFFCO Sadan, C-1, District Centre, Saket, New Delhi - 110017	U65999DL2003 PLC121571	Subsidiary	100%	Section 2 (87) of the Companies Act, 2013

IV. SHAREHOLDING PATTERN (EQUITY SHARE CAPITAL BREAKUP AS PERCENTAGE OF TOTAL EQUITY)

(i) Category-wise Share Holding

Shareholders Category:	No. of shares held at the beginning of the year				No. of shares held at the end of the year			
	Demat	Physical	Total	% of total shares	Demat	Physical	Total	% of total shares
A. Promoters								
1. Indian								
a) Individual/HUF	NIL	NIL	NIL	NIL	NIL	NIL	NIL	NIL
b) Central Govt.	NIL	NIL	NIL	NIL	NIL	NIL	NIL	NIL
c) State Govt.	NIL	NIL	NIL	NIL	NIL	NIL	NIL	NIL
d) Bodies Corp.	36,62,772	NIL	36,62,772	1.36%	NIL	NIL	NIL	NIL
e) Banks/FIs	NIL	NIL	NIL	NIL	NIL	NIL	NIL	NIL
f) Any Other (Cooperative Society & its nominees)	19,56,35,131	7	19,56,35,138	72.64%	13,73,53,958	7	13,73,53,965	51%
Sub-Total (A) (1)	19,92,97,903	7	19,92,97,910	74%	13,73,53,958	7	13,73,53,965	51%
2. Foreign								
a) NRIs - Individuals	NIL	NIL	NIL	NIL	NIL	NIL	NIL	NIL
b) Other - Individuals	NIL	NIL	NIL	NIL	NIL	NIL	NIL	NIL
c) Bodies Corporate	7,00,23,590	Nil	7,00,23,590	26%	13,19,67,535	Nil	13,19,67,535	49%
d) Banks/FIs	NIL	NIL	NIL	NIL	NIL	NIL	NIL	NIL
e) Any other	NIL	NIL	NIL	NIL	NIL	NIL	NIL	NIL
Sub-Total (A)(2)	7,00,23,590	Nil	7,00,23,590	26%	13,19,67,535	Nil	13,19,67,535	49%
Total Shareholding of Promoters (A)=(A)(1)+(A)(2)	26,93,21,493	7	26,93,21,500	100%	26,93,21,493	7	26,93,21,500	100%
B. Public Shareholding								
1. Institutions	NIL	NIL	NIL	NIL	NIL	NIL	NIL	NIL
2. Non-institutions	NIL	NIL	NIL	NIL	NIL	NIL	NIL	NIL
Total Public Shareholding (B) = (B)(1)+(B)(2)	NIL	NIL	NIL	NIL	NIL	NIL	NIL	NIL
C. Shares held by custodian for GDRs & ADRs	NIL	NIL	NIL	NIL	NIL	NIL	NIL	NIL
Grand Total (A+B+C)	26,93,21,493	7	26,93,21,500	100%	26,93,21,493	7	26,93,21,500	100%

(ii) Shareholding of Promoters

S. No.	Shareholder's Name	Shareholding at the beginning of the year			Shareholding at the end of the year			% change in share holding during the year
		No. of shares	% of total shares of the Company	% shares pledge/encumbered to total shares	No. of shares	% of total shares of the Company	% shares pledge/encumbered to total shares	
1.	IFFCO & its Nominees	19,56,35,138	72.64%	NIL	13,73,53,965	51%	Nil	(21.64%)
2.	Indian Potash Limited	36,62,772	1.36%	NIL	NIL	NIL	NIL	(1.36%)
3.	TOKIO Marine Asia Pte. Ltd.	7,00,23,590	26%	NIL	13,19,67,535	49%	NIL	23%
	TOTAL	26,93,21,500	100%	NIL	26,93,21,500	100%	NIL	-

(iii) Change in Promoters' Shareholding :

During the year 2017-18, pursuant to the approval from IRDAI under section 6A of the Insurance Act, 1938, the transfer of ₹ 6,19,43,945 (Six Crore Nineteen Lakhs Forty Three Thousand Nine Hundred Forty Five) fully paid up equity shares of ₹ 10/- each of the Company from M/s Indian Farmers Fertiliser Cooperative Limited (IFFCO) and M/s Indian Potash Limited (IPL) in favour of M/s Tokio Marine Asia Pte. Limited (TMA) were made on 7th July, 2017.

(iv) Shareholding pattern of top 10 shareholders (other than Directors, Promoters and Holders of GDRs and ADRs) :

There is no Shareholder other than Promoters and their Nominees.

(v) Shareholding of Directors and Key Managerial Personnel :

None of the Directors or Key Managerial Personnel holds shares of the Company except as Nominee of Promoters.

V. INDEBTEDNESS

Indebtedness of the Company including interest outstanding/accrued but not due for payment:

	Secured Loans excluding deposits	Unsecured Loans	Deposits	Total Indebtedness
Indebtedness at the beginning of the Financial Year	NIL	NIL	NIL	NIL
i) Principal Amount				
ii) Interest due but not paid				
iii) Interest accrued but not due				
Total (i + ii + iii)	NIL	NIL	NIL	NIL
Change in Indebtedness during the financial year	NIL	NIL	NIL	NIL
• Addition				
• Reduction				
Net Change	NIL	NIL	NIL	NIL
Indebtedness at the end of the financial year	NIL	NIL	NIL	NIL
i) Principal Amount				
ii) Interest due but not paid				
iii) Interest accrued but not due				
Total (i + ii + iii)	NIL	NIL	NIL	NIL

A. REMUNERATION TO MANAGING DIRECTOR, WHOLE-TIME DIRECTORS AND/OR MANAGER:

S. No.	Particulars of Remuneration	Name of MD/WTD/Manager				Total in ₹ Lakhs
		Mr. Warendra Sinha (MD) & CEO	Mr. H.O. Suri Director (Marketing) & CIO	Mr. Hiroshi Yasui Director (Operations) & CRO*	Mr. Jun Matsui Director (Operations)	
1	Gross Salary					Total
(a)	Salary as per provisions contained in Section 17(1) of the Income Tax Act, 1961	133.71	60.26	47.66	12.24	253.87
(b)	Value of perquisites u/s 17(2) of Income Tax Act, 1961	10.00	0.00	0.00	0.00	10.00
(c)	Profits in lieu of salary under Section 17(3) of Income Tax Act, 1961	0.00	0.00	0.00	0.00	0.00
2.	Stock Option	0.00	0.00	0.00	0.00	0.00
3.	Sweat Equity	0.00	0.00	0.00	0.00	0.00
4.	Commission - as % of profit - others, specify	0.00	0.00	0.00	0.00	0.00
5.	Others, please specify	0.00	0.00	0.00	0.00	0.00
	Total (A)	143.71	60.26	47.66	12.24	263.87

* Mr. Hiroshi Yasui has resigned from the directorship as Director (Operations) of the Company on 30th January, 2018.

**Mr. Jun Matsui has joined the Company as Director (Operations) with effect from 30th January, 2018.

B. REMUNERATION TO OTHER DIRECTORS:

(Amount in ₹ Lakhs)

S. No.	Particulars of Remuneration	Name of Directors										Total
		Mr. Sudhakar Rao	Mr. Ashwani Kumar	Mrs. Mira Mehrishi								
1.	Independent Directors											
(a)	Fee for attending board/ committee meetings	21.00	14.00	19.00								54.00
(b)	Commission	0.00	0.00	0.00								0.00
(c)	Others, please specify	0.00	0.00	0.00								0.00
	Total (1)	21.00	14.00	19.00								54.00
2.	Other Non-Executive Directors	Mr. K. Srinivasa Gowda	Mr. Lee King Chi Arthur	Mr. B.S. Nakai	Mr. Rakesh Kapur	Dr. P.S. Gahlaut	Dr. U.S. Awasthi	Mr. Chisato Kojima	Mr. Shinjiro Hamada	Mr. Akira Harashima	Mr. Jim Qin	Total
(a)	Fee for attending board/ committee meetings	11.00	5.00	7.00	25.00	14.00	22.00	8.00	5.00	7.00	1.00	105.00
(b)	Commission	0.00	0.00	0.00	0.00	0.00	0.00	0.00	0.00	0.00	0.00	0.00
(c)	Others, please specify	6.00	0.00	0.00	0.00	0.00	0.00	0.00	0.00	0.00	0.00	6.00
	Total (2)	17.00	5.00	7.00	25.00	14.00	22.00	8.00	5.00	7.00	1.00	111.00
	Total (B) = (1 + 2)											165.00

C. REMUNERATION TO KEY MANAGERIAL PERSONNEL OTHER THAN MD/MANAGER/WTD

(Amount in ₹ Lakhs)

S. No.	Particulars of Remuneration	Key Managerial Personnel			
		Mr. Warendra Sinha MD & CEO	Mr. Sanjeev Chopra, CFO	Mr. Amit Jain, Company Secretary	Total
1.	Gross Salary				
(a)	Salary as per provisions contained in section 17(1) of the Income Tax Act, 1961	133.71	45.90	28.17	207.78
(b)	Value of perquisites u/s 17(2) of Income Tax Act, 1961	10.00	0.22	0.22	10.44
(c)	Profits in lieu of salary under section 17(3) of Income Tax Act, 1961	0.00	0.00	0.00	0.00
2.	Stock Option	0.00	0.00	0.00	0.00
3.	Sweat Equity	0.00	0.00	0.00	0.00
4.	Commission - As % of profit - Others, specify	0.00	0.00	0.00	0.00
5.	Others, please specify	0.00	0.00	0.00	0.00
	Total	143.71	46.12	28.39	218.22

VI. PENALTIES/PUNISHMENT/COMPOUNDING OF OFFENCES:

Type	Section of the Companies Act	Brief Description	Details of Penalty/Punishment/Compounding fees imposed	Authority [RD/NCLT/COURT]	Appeal made, if any (give details)
A. COMPANY	NIL	NIL	NIL	NIL	NIL
Penalty	NIL	NIL	NIL	NIL	NIL
Punishment	NIL	NIL	NIL	NIL	NIL
Compounding	NIL	NIL	NIL	NIL	NIL
B. DIRECTORS	NIL	NIL	NIL	NIL	NIL
Penalty	NIL	NIL	NIL	NIL	NIL
Punishment	NIL	NIL	NIL	NIL	NIL
Compounding	NIL	NIL	NIL	NIL	NIL
C. OTHER OFFICERS IN DEFAULT	NIL	NIL	NIL	NIL	NIL
Penalty	NIL	NIL	NIL	NIL	NIL
Punishment	NIL	NIL	NIL	NIL	NIL
Compounding	NIL	NIL	NIL	NIL	NIL

REMUNERATION OF OTHER KEY MANAGERIAL PERSONS UNDER CORPORATE GOVERNANCE GUIDELINES OF IRDAI

(Amount in ₹ Lakhs)

S. No.	Particulars of Remuneration	Mr. Harbhajan Singh Financial Advisor & Head of Internal Audit	Mr. R. Kannan ED (Underwriting & Claims)	Mr. Ramesh Kumar ED (HR & Admin)	Mr. Vaibhav Tyagi Appointed Actuary	Mr. Komei Watanabe Chief Risk Officer
(a)	Salary as per provisions contained in section 17(1) of the Income Tax Act, 1961	33.30	47.70	41.37	53.94	28.31
(b)	Value of perquisites u/s 17(2) of Income Tax Act, 1961	0.22	0.22	0.22	0.22	0.00
(c)	Profits in lieu of salary under section 17(3) of Income Tax Act, 1961	0.00	0.00	0.00	0.00	0.00
2.	Stock Option	0.00	0.00	0.00	0.00	0.00
3.	Sweat Equity	0.00	0.00	0.00	0.00	0.00
4.	Commission - As % of profit - Others, specify.	0.00 0.00	0.00 0.00	0.00 0.00	0.00 0.00	0.00 0.00
5.	Others, please specify-Consultant	0.00	0.00	0.00	0.00	0.00
	Total	33.52	47.92	41.59	54.16	28.31

AUDITORS' REPORT

TO THE MEMBERS OF IFFCO TOKIO GENERAL INSURANCE COMPANY LIMITED

Report on the Standalone Financial Statements

We have audited the accompanying standalone financial statements of **IFFCO TOKIO GENERAL INSURANCE COMPANY LIMITED** (“the Company”), which comprise the Balance Sheet as at 31st March, 2018, the Revenue Accounts of Fire, Marine and Miscellaneous Insurance (collectively known as the 'Revenue Accounts'), the Profit and Loss Account and the Receipts and Payments Account for the year then ended, and a summary of the significant accounting policies and other explanatory information.

Management's Responsibility for the Standalone Financial Statements

The Company's Board of Directors is responsible for the matters stated in Section 134(5) of the Companies Act, 2013 (“the Act”) with respect to the preparation of these standalone financial statements that give a true and fair view of the financial position, financial performance and receipts and payments of the Company in accordance with the accounting principles generally accepted in India, Insurance Act, 1938, Insurance Regulatory and Development Authority (Preparation of Financial Statements and Auditor's Report of Insurance Companies) Regulations, 2002 (the Regulations') including Accounting Standards specified under Section 133 of the Act, read with Rule 7 of the Companies (Accounts) Rules, 2016. This responsibility also includes maintenance of adequate accounting records in accordance with the provisions of the Act for safeguarding the assets of the Company and for preventing and detecting frauds and other irregularities; selection and application of appropriate accounting policies; making judgments and estimates that are reasonable and prudent; and design, implementation and maintenance of adequate internal financial controls, that were operating effectively for ensuring the accuracy and completeness of the accounting records, relevant to the preparation and presentation of the financial statements that give a true and fair view and are free from material misstatement, whether due to fraud or error.

Auditor's Responsibility

Our responsibility is to express an opinion on these standalone financial statements based on our audit.

We have taken into account the provisions of the Act, the accounting and auditing standards and matters which are required to be included in the audit report under the provisions of the Act and the Rules made there under.

We conducted our audit in accordance with the Standards on Auditing specified under Section 143(10) of the Act. Those Standards require that we comply with ethical requirements and plan and perform the audit to obtain reasonable assurance about whether the financial statements are free from material misstatement.

An audit involves performing procedures to obtain audit evidence about the amounts and the disclosures in the financial statements. The procedures selected depend on the auditor's judgement, including the assessment of the risks of material misstatement of the financial statements, whether due to fraud or error. In making those risk assessments, the auditor considers internal financial control relevant to the Company's preparation of the financial statements that give a true and fair view in order to design audit procedures that are appropriate in the circumstances. An audit also includes evaluating the appropriateness of the accounting policies used and the reasonableness of the accounting estimates made by the Company's Directors, as well as evaluating the overall presentation of the financial statements.

We believe that the audit evidence we have obtained is sufficient and appropriate to provide a basis for our audit opinion on the standalone financial statements.

Opinion

In our opinion and to the best of our information and according to the explanations given to us, the aforesaid standalone financial statements give the information required by The Insurance Act, 1938,

the Insurance Regulatory and Development Act, 1999 and the Act in the manner so required and give a true and fair view in conformity with the accounting principles generally accepted in India, of the state of affairs of the Company as at 31st March, 2018, its surplus in revenue accounts, its profit and its receipts and payments account for the year ended on that date.

Report on Other Legal and Regulatory Requirements

- (1) This report does not include a statement on the matters specified in paragraphs 3 and 4 of the Companies (Auditor's Report) Order, 2016 (the Order) issued by the Central Government of India in terms of sub-section (11) of Section 143 of the Act, since in our opinion and according to the information and explanations given to us, the said Order is not applicable to the Company.
- (2) As required by Section 143(3) of the Act, we report that:
 - a) We have sought and obtained all the information and explanations which to the best of our knowledge and belief were necessary for the purposes of our audit.
 - b) In our opinion, proper books of account as required by law have been kept by the Company so far as it appears from our examination of those books.
 - c) The Balance Sheet, the Revenue Accounts, Profit and Loss Account, and the Receipts and Payments Account dealt with by this Report are in agreement with the books of account.
 - d) In our opinion, the aforesaid standalone financial statements comply with the Accounting Standards specified under Section 133 of the Act, read with Rule 7 of the Companies (Accounts) Rules, 2016 to the extent they are not inconsistent with the accounting policies prescribed by IRDAI.
 - e) On the basis of the written representations received from the directors as on 31st March, 2018 taken on record by the Board of Directors, none of the directors is disqualified as on 31st March, 2018 from being appointed as a director in terms of Section 164(2) of the Act.
- f) With respect to the adequacy of the internal financial controls over financial reporting of the Company and the operating effectiveness of such controls, refer to our separate report in **Annexure-A**.
- g) With respect to the other matters to be included in the Auditor's Report in accordance with Rule 11 of the Companies (Audit and Auditors) Rules, 2016, in our opinion and to the best of our information and according to the explanations given to us:
 - i. The Company has disclosed the impact of pending litigations on the notes to the Balance Sheet as at 31st March, 2018.
 - ii. The Company did not have any long-term contracts including derivative contracts for which there were any material foreseeable losses.
 - iii. There were no amounts which were required to be transferred to the Investor Education and Protection Fund by the Company.
- (3) In our opinion and according to the information and explanations given to us, we further report that:
 - a) The accounting policies selected by the Company are appropriate and are in compliance with the applicable Accounting Standards referred to under Section 133 of the Act, read with Rule 7 of the Companies (Accounts) Rule, 2016 and with the accounting principles prescribed by the Regulations and orders/directions issued by IRDAI in this behalf;
 - b) Investments have been valued in accordance with the provisions of the Insurance Act, 1938, the regulations and orders/directions issued by IRDAI in this behalf;

- c) The actuarial valuation of liabilities in respect of claims Incurred But Not Reported (IBNR) and those Incurred But Not Enough Reported (IBNER) as at March 31, 2018, has been duly certified by the Appointed Actuary of the Company and relied upon by us. The Appointed Actuary has also certified that the assumptions considered for such valuation are in accordance with the guidelines and norms prescribed by the IRDAI and the Institute of Actuaries of India (formerly known as the Actuarial Society of India) in concurrence with the IRDAI; and
- (4) On the basis of examination of books and records of the Company and according to the information and explanations given to us

during the course of our audit and to the best of our knowledge and belief, we further certify that:

- a) We have reviewed the management report attached to the financial statements for the year ended March 31, 2018 and there are no apparent mistakes or material inconsistencies with the financial statements; and
- b) Based on information and explanations received during the course of our audit and management representation, nothing has come to our attention which causes us to believe that the company has not complied with the terms and conditions of registration.

For S.K. Mittal & Co.
Chartered Accountants
FRN 001135N

S.K. Mittal
Partner
M.No. 8506

Place: New Delhi
Date: 08th May, 2018

For J.C. Bhalla & Co.
Chartered Accountants
FRN 001111N

Rajesh Sethi
Partner
M.No. 85669

AUDITOR'S CERTIFICATE

In accordance with the information and explanations given to us and to the best of our knowledge and belief and based on our examination of the books of accounts and other records maintained by IFFCO TOKIO General Insurance Company Limited (the Company) for the year ended March 31, 2018, we certify that:

- (a) We have verified the cash balances and investments of the Company with the dematerialized statement/confirmations received from the custodians as at March 31, 2018. The Company had no secured loans.
- (b) The Company is not a trustee of any trust.
- (c) No part of the assets of the policyholders' funds has been directly or indirectly applied in contravention of the provisions of the Insurance Act, 1938 relating to the application and investments of the policyholders funds.

This certificate is issued to comply with Schedule 'C' of Insurance Regulatory and Development Authority (Preparation of Financial Statements and Auditor's Report of Insurance Companies) Regulations, 2002 ('the Accounting Regulations'), read with regulation 3 of the Accounting Regulations and may not be suitable for any other purpose.

For S.K. Mittal & Co.
Chartered Accountants
FRN 001135N

For J.C. Bhalla & Co.
Chartered Accountants
FRN 001111N

S.K. Mittal
Partner
M.No. 8506

Rajesh Sethi
Partner
M.No. 85669

Place: New Delhi
Date: 08th May, 2018

ANNEXURE 'A'

The Annexure referred to in paragraph 2 (g) of Report on Other Legal and Regulatory Requirements of our Report of even date to the members of IFFCO TOKIO General Insurance Company Limited on the Internal Financial Controls required under Clause (i) of Sub-section 3 of Section 143 of the Companies Act, 2013.

We have audited the internal financial controls over financial reporting of IFFCO TOKIO General Insurance Company Limited as of March 31, 2018 in conjunction with our audit of the standalone financial statements of the Company for the year ended on that date.

Management's Responsibility for Internal Financial Controls

The Company's management is responsible for establishing and maintaining internal financial controls based on the internal control over financial reporting criteria established by the Company considering the essential components of internal control stated in the Guidance Note on Audit of Internal Financial Controls over Financial Reporting issued by the Institute of Chartered Accountants of India. These responsibilities include the design, implementation and maintenance of adequate internal financial controls that were operating effectively for ensuring the orderly and efficient conduct of its business, including adherence to company's policies, the safeguarding of its assets, the prevention and detection of frauds and errors, the accuracy and completeness of the accounting records, and the timely preparation of reliable financial information, as required under the Companies Act, 2013.

Auditors' Responsibility

Our responsibility is to express an opinion on the Company's internal financial controls over financial reporting based on our audit. We conducted our audit in accordance with the Guidance Note on Audit of Internal Financial Controls over Financial Reporting and the Standards on Auditing, issued by ICAI and deemed to be prescribed under section 143(10) of the Companies Act, 2013, to the extent applicable to an audit of internal financial controls, both applicable to an audit of Internal Financial Controls and, both issued by the Institute of

Chartered Accountants of India. Those Standards and the Guidance Note require that we comply with ethical requirements and plan and perform the audit to obtain reasonable assurance about whether adequate internal financial controls over financial reporting was established and maintained and if such controls operated effectively in all material respects.

Our audit involves performing procedures to obtain audit evidence about the adequacy of the internal financial controls system over financial reporting and their operating effectiveness. Our audit of internal financial controls over financial reporting included obtaining an understanding of internal financial controls over financial reporting, assessing the risk that material weakness exists, and testing and evaluating the design and operating effectiveness of internal control based on the assessed risk. The procedures selected depend on the auditor's judgment, including the assessment of the risks of material misstatement of the financial statements, whether due to fraud or error.

We believe that the audit evidence we have obtained is sufficient and appropriate to provide basis for our audit opinion on the Company's internal financial controls system over financial reporting.

Meaning of Internal Financial Controls over Financial Reporting

A company's internal financial control over financial reporting is a process designed to provide reasonable assurance regarding the reliability of financial reporting and the preparation of financial statements for external purposes in accordance with generally accepted accounting principles.

A company's internal financial control over financial reporting includes those policies and procedures that

- 1) Pertain to the maintenance of records that, in reasonable detail, accurately and fairly reflect the transactions and dispositions of the assets of the company;
- 2) Provide reasonable assurance that transactions are recorded as necessary to permit preparation of financial statements in accordance with generally accepted accounting principles, and that receipts and

expenditures of the company are being made only in accordance with authorizations of management and directors of the company; and

- 3) Provide reasonable assurance regarding prevention or timely detection of unauthorized acquisition, use, or disposition of the company's assets that could have a material effect on the financial statements.

Inherent Limitations of Internal Financial Controls over Financial Reporting

Because of the inherent limitations of internal financial controls over financial reporting, including the possibility of collusion or improper management override of controls, material misstatements due to error or fraud may occur and not be detected.

For S.K. Mittal & Co.
Chartered Accountants
FRN 001135N

S.K. Mittal
Partner
M.No. 8506

Place: New Delhi
Date: 08th May, 2018

Also, projections of any evaluation of the internal financial controls over financial reporting to future periods are subject to the risk that the internal financial control over financial reporting may become inadequate because of changes in conditions, or that the degree of compliance with the policies or procedures may deteriorate.

Opinion

In our opinion, the Company has, in all material respects, an adequate internal financial controls system over financial reporting and such internal financial controls over financial reporting were operating effectively as at March 31, 2018, based on the internal control over financial reporting criteria established by the Company considering the essential components of internal control stated in the Guidance Note on Audit of Internal Financial Controls Over Financial Reporting issued by the Institute of Chartered Accountants of India.

For J.C. Bhalla & Co.
Chartered Accountants
FRN 001111N

Rajesh Sethi
Partner
M.No. 85669

IFFCO-TOKIO

FINANCIAL STATEMENTS

BALANCE SHEET AS AT 31ST MARCH, 2018

(₹ In '000)

S. No.	Particulars	Schedule	As At 31 st March, 2018	As At 31 st March, 2017
(1)	(2)	(3)	(4)	(5)
SOURCES OF FUNDS				
1	SHARE CAPITAL	5	2,693,215	2,693,215
2	RESERVES AND SURPLUS	6	16,056,140	14,163,250
3	FAIR VALUE CHANGE ACCOUNT			
	- Shareholders		(1,224)	(394)
	- Policyholders		(4,552)	(1,481)
4	BORROWINGS	7	-	-
Total			18,743,579	16,854,590
APPLICATION OF FUNDS				
5	INVESTMENTS			
	Investments - Shareholders	8	15,147,626	13,803,267
	Investments - Policyholders	8A	56,337,187	51,813,619
6	LOANS	9	-	-
7	FIXED ASSETS	10	330,737	301,536
8	DEFERRED TAX ASSET (NET)		168,500	245,700
9	CURRENT ASSETS:			
	Cash and Bank Balances	11	1,893,591	1,292,778
	Advances and Other Assets	12	11,699,569	4,512,298
Sub-Total (A)			13,593,160	5,805,076
10	CURRENT LIABILITIES	13	48,029,944	40,481,829
11	PROVISIONS	14	18,803,687	14,632,779
Sub-Total (B)			66,833,631	55,114,608
12	NET CURRENT ASSETS (C) = (A-B)		(53,240,471)	(49,309,532)
13	MISCELLANEOUS EXPENDITURE (To the extent not written off or adjusted)	15	-	-
Total			18,743,579	16,854,590

CONTINGENT LIABILITIES

(₹ In '000)

S. No.	Particulars	As At 31 st March, 2018	As At 31 st March, 2017
(1)	(2)	(3)	(4)
1	Partly paid up Investments	-	-
2	Claims, other than against policies, not acknowledged as debts by the Company	-	-
3	Underwriting commitments outstanding (in respect of shares and securities)	-	-
4	Guarantees given by or on behalf of the Company	-	-
5	Statutory demands/liabilities in dispute, not provided for	748,474	748,137
6	Reinsurance obligations to the extent not provided for in the accounts	-	-
7	Others	-	-
Total		748,474	748,137

Notes to Accounts

16

Schedule No. 1 to 16 form an integral part of the financial statements

For and on behalf of Board of Directors

As per our Report of even date attached.

S.K. Mittal & Co.
Chartered Accountants
Firm Regn. No. 001135N

J.C. Bhalla & Co.
Chartered Accountants
Firm Regn. No. 001111N

K. Srinivasa Gowda
Chairman (DIN 00059811)

Warendra Sinha
Managing Director (DIN 03518403)

S.K. Mittal
Partner
M.No. 8506

Rajesh Sethi
Partner
M.No. 85669

H.O. Suri
Director (DIN 06416615)

Jun Matsui
Director (DIN 0008018422)

Sanjeev Chopra
Chief Financial Officer

Place : New Delhi
Dated : 08th May, 2018

Amit Jain
Company Secretary

FIRE INSURANCE REVENUE ACCOUNT FOR THE YEAR ENDED 31ST MARCH, 2018

(₹ In '000)

S. No.	Particulars	Schedule	Year Ended 31 st March, 2018	Year Ended 31 st March, 2017
(1)	(2)	(3)	(4)	(5)
1	Premiums earned (Net)	1	481,413	403,317
2	Profit/(Loss) on Sale/Redemption of Investments		5,004	40,701
3	Others: Exchange Gain/(Loss)		(3,815)	(3,409)
	Handling Charges		(1,838)	(5,309)
4	Interest, Dividend & Rent - Gross		70,097	70,922
	Total (A)		550,861	506,222
1	Claims Incurred (Net)	2	479,064	211,477
2	Commission	3	(48,603)	(377,910)
3	Operating expenses related to Insurance Business	4	91,501	121,900
4	Premium Deficiency		-	-
	Total (B)		521,962	(44,533)
	Operating Profit/(Loss) from Fire Business C = (A-B)		28,899	550,755
	APPROPRIATIONS			
	Transfer to Shareholders' Account		28,899	550,755
	Transfer to Catastrophe Reserve		-	-
	Transfer to other Reserves		-	-
	Total (C)		28,899	550,755

Schedule No. 1 to 16 form an integral part of the financial statements

For and on behalf of Board of Directors

As per our Report of even date attached.

S.K. Mittal & Co.
Chartered Accountants
Firm Regn. No. 001135N

J.C. Bhalla & Co.
Chartered Accountants
Firm Regn. No. 001111N

K. Srinivasa Gowda
Chairman (DIN 00059811)

Warendra Sinha
Managing Director (DIN 03518403)

S.K. Mittal
Partner
M.No. 8506

Rajesh Sethi
Partner
M.No. 85669

H.O. Suri
Director (DIN 06416615)

Jun Matsui
Director (DIN 0008018422)

Sanjeev Chopra
Chief Financial Officer

Place : New Delhi
Dated : 08th May, 2018

Amit Jain
Company Secretary

MARINE INSURANCE REVENUE ACCOUNT FOR THE YEAR ENDED 31st March, 2018

(₹ In '000)

S. No.	Particulars	Schedule	Year Ended 31 st March, 2018	Year Ended 31 st March, 2017
(1)	(2)	(3)	(4)	(5)
1	Premiums earned (Net)	1	576,073	534,270
2	Profit/(Loss) on sale/Redemption of Investments		4,337	37,899
3	Others: Exchange Gain/(Loss)		-	(64)
	Handling Charges		(211)	(378)
4	Interest, Dividend & Rent - Gross		60,753	66,039
	Total (A)		640,952	637,766
1	Claims Incurred (Net)	2	314,703	384,063
2	Commission	3	(16,065)	(42,608)
3	Operating expenses related to Insurance Business	4	115,854	150,046
4	Premium Deficiency		-	(4,885)
	Total (B)		414,492	486,616
	Operating Profit/(Loss) from Marine Business C = (A-B)		226,460	151,150
	APPROPRIATIONS			
	Transfer to Shareholders' Account		226,460	151,150
	Transfer to Catastrophe Reserve		-	-
	Transfer to other Reserves		-	-
	Total (C)		226,460	151,150

Schedule No. 1 to 16 form an integral part of the financial statements

For and on behalf of Board of Directors

As per our Report of even date attached.

S.K. Mittal & Co.
Chartered Accountants
Firm Regn. No. 001135N

J.C. Bhalla & Co.
Chartered Accountants
Firm Regn. No. 001111N

K. Srinivasa Gowda
Chairman (DIN 00059811)

Warendra Sinha
Managing Director (DIN 03518403)

S.K. Mittal
Partner
M.No. 8506

Rajesh Sethi
Partner
M.No. 85669

H.O. Suri
Director (DIN 06416615)

Jun Matsui
Director (DIN 0008018422)

Sanjeev Chopra
Chief Financial Officer

Place : New Delhi
Dated : 08th May, 2018

Amit Jain
Company Secretary

MISCELLANEOUS INSURANCE REVENUE ACCOUNT FOR THE YEAR ENDED 31ST MARCH, 2018

(₹ In '000)

S. No.	Particulars	Schedule	Year Ended 31 st March, 2018	Year Ended 31 st March, 2017
(1)	(2)	(3)	(4)	(5)
1	Premiums earned (Net)	1	31,305,599	34,172,398
2	Profit/(Loss) on sale/Redemption of Investments		255,291	1,914,928
3	Others: Transfer & Duplicate Fee		8,885	12,627
	Exchange Gain/(Loss)		6,446	(320)
	Handling Charges		609	1,394
4	Interest, Dividend & Rent - Gross		3,576,020	3,336,824
	Total (A)		35,152,850	39,437,851
1	Claims Incurred (Net)	2	26,033,311	28,181,622
2	Commission	3	1,195,435	(1,441,575)
3	Operating expenses related to Insurance Business	4	6,929,813	8,848,582
4	Premium Deficiency		-	-
	Total (B)		34,158,559	35,588,629
	Operating Profit/(Loss) from Miscellaneous Business C = (A-B)		994,291	3,849,222
	APPROPRIATIONS			
	Transfer to Shareholders' Account		994,291	3,849,222
	Transfer to Catastrophe Reserve		-	-
	Transfer to other Reserves		-	-
	Total (C)		994,291	3,849,222

Schedule No. 1 to 16 form an integral part of the financial statements

For and on behalf of Board of Directors

As per our Report of even date attached.

S.K. Mittal & Co.
Chartered Accountants
Firm Regn. No. 001135N

J.C. Bhalla & Co.
Chartered Accountants
Firm Regn. No. 001111N

K. Srinivasa Gowda
Chairman (DIN 00059811)

Warendra Sinha
Managing Director (DIN 03518403)

S.K. Mittal
Partner
M.No. 8506

Rajesh Sethi
Partner
M.No. 85669

H.O. Suri
Director (DIN 06416615)

Jun Matsui
Director (DIN 0008018422)

Sanjeev Chopra
Chief Financial Officer

Place : New Delhi
Dated : 08th May, 2018

Amit Jain
Company Secretary

PROFIT AND LOSS ACCOUNT FOR THE YEAR ENDED 31ST MARCH, 2018

(₹ In '000)

S. No.	Particulars	Schedule	Year Ended 31 st March, 2018	Year Ended 31 st March, 2017
(1)	(2)	(3)	(4)	(5)
1	OPERATING PROFIT/(LOSS)			
	(a) Fire Insurance		28,899	550,755
	(b) Marine Insurance		226,460	151,150
	(c) Miscellaneous Insurance		994,291	3,849,222
			1,249,650	4,551,127
2	INCOME FROM INVESTMENTS			
	(a) Interest, Dividend & Rent - Gross		1,285,680	1,057,133
	(b) Profit on sale of Investments		91,785	606,665
	Less : Loss on sale of Investments		-	-
			1,377,465	1,663,798
3	OTHER INCOME			
	(a) Miscellaneous Income		17,284	54,893
	(b) Profit on sale of Fixed Assets		220	97
	Total (A)		2,644,619	6,269,915
4	PROVISIONS (OTHER THAN TAXATION)			
	(a) For diminution in the value of investments		-	-
	(b) For doubtful debts		-	41,621
	(c) For doubtful Advances		-	-
5	OTHER EXPENSES			
	(a) Expenses other than those related to Insurance business		-	-
	(b) Bad Debts/Advances written off		-	-
	(c) Loss on sale of Fixed Assets		-	-
	(d) Expenses on Corporate Social Responsibility (CSR)		57,783	32,794
	(e) Expenses transferred from Policyholders' Account		9,000	-
	Total (B)		66,783	74,415
	Profit Before Tax (A-B)		2,577,836	6,195,500
	Less: Provision for Taxation			
	Current Tax		663,900	2,014,300
	Deferred Tax		16,400	(84,500)
	Less: Short/(Excess) provision for taxation for earlier years			
	Current Tax		(56,154)	(4,578)
	Deferred Tax		60,800	2,100
	Profit After Tax		1,892,890	4,268,178
	APPROPRIATIONS			
	(a) Interim dividends paid during the year		-	-
	(b) Proposed final dividend		-	-
	(c) Dividend distribution tax		-	-
	(d) Transfer to any Reserves or other Accounts		-	-
	Balance of Profit brought forward from last year		11,593,295	7,325,117
	Balance carried forward to Balance sheet		13,486,185	11,593,295
	Basic & Diluted Earnings per share (Equity shares of face value of ₹10 each)		7.03	15.85

Notes to Accounts

16

Schedule No. 1 to 16 form an integral part of the financial statements

For and on behalf of Board of Directors

As per our Report of even date attached.

S.K. Mittal & Co.
Chartered Accountants
Firm Regn. No. 001135N

J.C. Bhalla & Co.
Chartered Accountants
Firm Regn. No. 001111N

K. Srinivasa Gowda
Chairman (DIN 00059811)

Warendra Sinha
Managing Director (DIN 03518403)

S.K. Mittal
Partner
M.No. 8506

Rajesh Sethi
Partner
M.No. 85669

H.O. Suri
Director (DIN 06416615)

Jun Matsui
Director (DIN 0008018422)

Sanjeev Chopra
Chief Financial Officer

Place : New Delhi
Dated : 08th May, 2018

Amit Jain
Company Secretary

RECEIPTS AND PAYMENTS ACCOUNT (DIRECT BASIS) FOR THE YEAR ENDED 31ST MARCH, 2018

(₹ In '000)

Particulars	Year Ended 31 st March, 2018	Year Ended 31 st March, 2017
CASH FLOWS FROM OPERATING ACTIVITIES:		
Premium received from policyholders, including advance receipts	59,130,986	62,948,308
Other receipts	17,284	54,893
Payment to the re-insurers, net of commissions and claims	(7,032,013)	(8,475,579)
Payments to co-insurers, net of claims recovery	445,712	94,624
Payments of claims	(34,271,217)	(27,142,403)
Payments of commission and brokerage	(3,666,499)	(1,869,853)
Payments of other operating expenses	(8,259,505)	(9,424,697)
Preliminary and pre-operative expenses	-	-
Deposits, advances and staff loans	(347,544)	(22,476)
Income taxes paid (net)	(967,047)	(1,795,707)
Service tax/GST paid	(3,496,473)	(3,098,712)
Other payments	-	-
Cash flows before extraordinary items	1,553,684	11,268,397
Cash flows from extraordinary operations	-	-
Net Cash Flows from operating activities	1,553,684	11,268,397
CASH FLOWS FROM INVESTING ACTIVITIES:		
Purchase of fixed assets	(148,490)	(170,909)
Proceeds from sale of fixed assets	220	191
Purchases of investments	(125,211,238)	(258,485,033)
Loans disbursed	-	-
Sales of investments	119,367,298	236,296,943
Repayments received	-	-
Rent/interest/dividend received	5,039,339	4,243,822
Investments in money market instruments and in liquid mutual funds (net)	-	-
Expenses related to investments	-	-
Net Cash Flows from investing activities	(952,871)	(18,114,985)
CASH FLOWS FROM FINANCING ACTIVITIES		
Proceeds from issuance of share capital	-	-
Proceeds from borrowing	-	-
Repayments of borrowing	-	-
Interest/dividend paid	-	-
Net Cash Flows from financing activities	-	-
Effect of foreign exchange rates on cash and cash equivalents (net)	-	-
Net Increase/(Decrease) in cash & cash equivalents	600,813	(6,846,589)
Cash equivalents at beginning of Year	1,292,778	8,139,366
Cash equivalents at end of Year	1,893,591	1,292,778

For and on behalf of Board of Directors

S.K. Mittal & Co.
Chartered Accountants
Firm Regn. No. 001135N

J.C. Bhalla & Co.
Chartered Accountants
Firm Regn. No. 001111N

K. Srinivasa Gowda
Chairman (DIN 00059811)

Warendra Sinha
Managing Director (DIN 03518403)

S.K. Mittal
Partner
M.No. 8506

Rajesh Sethi
Partner
M.No. 85669

H.O. Suri
Director (DIN 06416615)

Jun Matsui
Director (DIN 0008018422)

Sanjeev Chopra
Chief Financial Officer

Place : New Delhi
Dated : 08th May, 2018

Amit Jain
Company Secretary

SCHEDULES FORMING PART OF FINANCIAL STATEMENTS

SCHEDULE - 1

PREMIUM EARNED (NET)

(₹ In '000)

Particulars	Year Ended 31 st March, 2018				Year Ended 31 st March, 2017			
	Fire	*Marine	**Miscellaneous	Total	Fire	*Marine	**Miscellaneous	Total
Premium from direct business written	2,753,304	1,455,201	52,110,410	56,318,915	2,767,478	1,288,219	51,581,329	55,637,026
Add : Premium on reinsurance accepted	630,703	25,339	97,257	753,299	545,307	28,686	146,390	720,383
	3,384,007	1,480,540	52,207,667	57,072,214	3,312,785	1,316,905	51,727,719	56,357,409
Less : Premium on reinsurance ceded	2,916,159	887,904	16,734,160	20,538,223	2,850,020	747,133	18,141,401	21,738,554
Net Premium	467,848	592,636	35,473,507	36,533,991	462,765	569,772	33,586,318	34,618,855
Adjustments for changes in Reserve for Unexpired Risks	(13,565)	16,563	4,167,908	4,170,906	59,448	35,502	(586,080)	(491,130)
Total Premium Earned (Net)	481,413	576,073	31,305,599	32,363,085	403,317	534,270	34,172,398	35,109,985

* For analysis of the segment of Marine business, refer Schedule 1A.

**For analysis of the segment of Miscellaneous business, refer Schedule 1B.

SCHEDULES FORMING PART OF FINANCIAL STATEMENTS

SCHEDULE - 1A

PREMIUM EARNED (NET)

(₹ In '000)

Particulars	Year Ended 31 st March, 2018			Year Ended 31 st March, 2017		
	Marine Cargo	Marine Hull	Total	Marine Cargo	Marine Hull	Total
Premium from direct business written	1,401,153	54,048	1,455,201	1,231,187	57,032	1,288,219
Add : Premium on reinsurance accepted	25,339	-	25,339	28,256	430	28,686
	1,426,492	54,048	1,480,540	1,259,443	57,462	1,316,905
Less : Premium on reinsurance ceded	849,217	38,687	887,904	714,376	32,757	747,133
Net Premium	577,275	15,361	592,636	545,067	24,705	569,772
Adjustments for changes in Reserve for Unexpired Risks	16,992	(429)	16,563	33,073	2,429	35,502
Total Premium Earned (Net)	560,283	15,790	576,073	511,994	22,276	534,270

SCHEDULES FORMING PART OF FINANCIAL STATEMENTS

SCHEDULE - 1B

PREMIUM EARNED (NET)

(₹ In '000)

Particulars	Year Ended 31 st March, 2018											
	Motor - OD	Motor - TP	Motor - Total	Engineering	Aviation	Workmen Compensation	Personal Accident	Public/ Product Liability	Health	Crop	Other Miscellaneous	Total Miscellaneous
Premium from direct business written	14,950,746	15,073,023	30,023,769	897,317	5,988	295,744	791,796	243,563	6,709,056	10,772,966	2,370,211	52,110,410
Add : Premium on reinsurance accepted	-	-	-	50,807	-	-	-	37,070	1,876	-	7,504	97,257
	14,950,746	15,073,023	30,023,769	948,124	5,988	295,744	791,796	280,633	6,710,932	10,772,966	2,377,715	52,207,667
Less : Premium on reinsurance ceded	2,282,798	2,304,295	4,587,093	760,217	5,613	15,214	112,282	86,643	576,908	9,122,881	1,467,309	16,734,160
Net Premium	12,667,948	12,768,728	25,436,676	187,907	375	280,530	679,514	193,990	6,134,024	1,650,085	910,406	35,473,507
Adjustments for changes in Reserve for Unexpired Risks	776,533	1,374,574	2,151,107	30,657	264	4,419	165,122	17,397	1,657,665	119,499	21,778	4,167,908
Total Premium Earned (Net)	11,891,415	11,394,154	23,285,569	157,250	111	276,111	514,392	176,593	4,476,359	1,530,586	888,628	31,305,599

SCHEDULES FORMING PART OF FINANCIAL STATEMENTS

SCHEDULE - 1B

PREMIUM EARNED (NET)

(₹ In '000)

Particulars	Year Ended 31 st March, 2017											
	Motor - OD	Motor - TP	Motor - Total	Engineering	Aviation	Workmen Compensation	Personal Accident	Public/ Product Liability	Health	Crop	Other Miscellaneous	Total Miscellaneous
Premium from direct business written	15,278,310	14,454,774	29,733,084	711,260	6,351	300,104	523,382	228,296	5,175,800	12,552,207	2,350,845	51,581,329
Add : Premium on reinsurance accepted	-	10,448	10,448	44,643	-	-	4,725	8,575	69,405	-	8,594	146,390
	15,278,310	14,465,222	29,743,532	755,903	6,351	300,104	528,107	236,871	5,245,205	12,552,207	2,359,439	51,727,719
Less : Premium on reinsurance ceded	3,813,847	3,631,742	7,445,589	607,772	6,293	15,005	70,208	76,356	450,359	7,882,395	1,587,424	18,141,401
Net Premium	11,464,463	10,833,480	22,297,943	148,131	58	285,099	457,899	160,515	4,794,846	4,669,812	772,015	33,586,318
Adjustments for changes in Reserve for Unexpired Risks	(695,760)	(11,923)	(707,683)	(22,612)	(45)	8,366	782	11,767	119,349	(5,712)	9,708	(586,080)
Total Premium Earned (Net)	12,160,223	10,845,403	23,005,626	170,743	103	276,733	457,117	148,748	4,675,497	4,675,524	762,307	34,172,398

SCHEDULES FORMING PART OF FINANCIAL STATEMENTS

SCHEDULE-2

CLAIMS INCURRED (NET)

(₹ In '000)

Particulars	Year Ended 31 st March, 2018				Year Ended 31 st March, 2017			
	Fire	*Marine	**Miscellaneous	Total	Fire	*Marine	**Miscellaneous	Total
Claims Paid								
Direct	1,530,959	1,028,618	29,175,505	31,735,082	1,133,511	770,727	23,681,007	25,585,245
Add : Reinsurance accepted	79,937	2,325	32,191	114,453	47,515	22,575	276,149	346,239
Less : Reinsurance ceded	1,385,213	706,733	7,767,552	9,859,498	969,710	451,678	4,858,815	6,280,203
Net Claims Paid	225,683	324,210	21,440,144	21,990,037	211,316	341,624	19,098,341	19,651,281
Add : Claims Outstanding at the end of the year	711,837	572,893	33,769,648	35,054,378	458,456	582,400	29,176,481	30,217,337
Less: Claims Outstanding at the beginning of the year	458,456	582,400	29,176,481	30,217,337	458,295	539,961	20,093,200	21,091,456
Total Claims Incurred	479,064	314,703	26,033,311	26,827,078	211,477	384,063	28,181,622	28,777,162

* For analysis of the segment of Marine business, refer Schedule 2A.

** For analysis of the segment of Miscellaneous business, refer Schedule 2B.

SCHEDULES FORMING PART OF FINANCIAL STATEMENTS

SCHEDULE - 2A

CLAIMS INCURRED (NET)

(₹ In '000)

Particulars	Year Ended 31 st March, 2018			Year Ended 31 st March, 2017		
	Marine Cargo	Marine Hull	Total	Marine Cargo	Marine Hull	Total
Claims Paid						
Direct	918,073	110,545	1,028,618	737,530	33,197	770,727
Add : Reinsurance accepted	2,057	268	2,325	22,575	-	22,575
Less : Reinsurance ceded	604,582	102,151	706,733	421,808	29,870	451,678
Net Claims Paid	315,548	8,662	324,210	338,297	3,327	341,624
Add : Claims Outstanding at the end of the year	480,819	92,074	572,893	499,399	83,001	582,400
Less : Claims Outstanding at the beginning of the year	499,399	83,001	582,400	424,533	115,428	539,961
Total Claims Incurred	296,968	17,735	314,703	413,163	(29,100)	384,063

SCHEDULES FORMING PART OF FINANCIAL STATEMENTS
SCHEDULE - 2B
CLAIMS INCURRED (NET)

(₹ In '000)

Particulars	Year Ended 31 st March, 2018											
	Motor - OD	Motor - TP	Motor - Total	Engineering	Aviation	Workmen Compensation	Personal Accident	Public/ Product Liability	Health	Crop	Other Miscellaneous	Total Miscellaneous
Claims Paid Direct	9,715,492	7,297,475	17,012,967	351,346	(1,892)	84,817	436,073	9,080	4,685,133	5,842,352	755,629	29,175,505
Add : Reinsurance accepted	-	-	-	1,368	1,955	-	-	-	28,868	-	-	32,191
Less : Reinsurance ceded	2,022,690	1,319,747	3,342,437	250,472	(1,671)	4,765	44,629	3,608	409,712	3,393,077	320,523	7,767,552
Net Claims Paid	7,692,802	5,977,728	13,670,530	102,242	1,734	80,052	391,444	5,472	4,304,289	2,449,275	435,106	21,440,144
Add : Claims Outstanding at the end of the year	2,382,926	26,466,316	28,849,242	251,903	430	118,770	342,306	131,341	1,036,994	2,446,010	592,652	33,769,648
Less : Claims Outstanding at the beginning of the year	2,212,587	21,868,002	24,080,589	243,864	941	104,453	215,140	87,799	1,333,699	2,657,709	452,287	29,176,481
Total Claims Incurred	7,863,141	10,576,042	18,439,183	110,281	1,223	94,369	518,610	49,014	4,007,584	2,237,576	575,471	26,033,311

SCHEDULES FORMING PART OF FINANCIAL STATEMENTS
SCHEDULE - 2B
CLAIMS INCURRED (NET)

(₹ In '000)

Particulars	Year Ended 31 st March, 2017											
	Motor - OD	Motor - TP	Motor - Total	Engineering	Aviation	Workmen Compensation	Personal Accident	Public/ Product Liability	Health	Crop	Other Miscellaneous	Total Miscellaneous
Claims Paid Direct	10,082,405	5,266,043	15,348,448	302,550	-	78,063	384,914	58,357	5,015,568	1,254,717	1,238,390	23,681,007
Add : Reinsurance accepted	-	221,861	221,861	5,773	2,789	-	3,440	687	38,854	-	2,745	276,149
Less : Reinsurance ceded	1,281,850	1,023,560	2,305,410	191,157	-	4,256	64,166	23,579	496,952	866,959	906,336	4,858,815
Net Claims Paid	8,800,555	4,464,344	13,264,899	117,166	2,789	73,807	324,188	35,465	4,557,470	387,758	334,799	19,098,341
Add : Claims Outstanding at the end of the year	2,212,587	21,868,002	24,080,589	243,864	941	104,453	215,140	87,799	1,333,699	2,657,709	452,287	29,176,481
Less : Claims Outstanding at the beginning of the year	1,390,689	16,544,470	17,935,159	292,311	9,739	94,429	151,260	99,914	925,887	196,909	387,592	20,093,200
Total Claims Incurred	9,622,453	9,787,876	19,410,329	68,719	(6,009)	83,831	388,068	23,350	4,965,282	2,848,558	399,494	28,181,622

SCHEDULES FORMING PART OF FINANCIAL STATEMENTS

SCHEDULE - 3

COMMISSION

(₹ In '000)

Particulars	Year Ended 31 st March, 2018				Year Ended 31 st March, 2017			
	Fire	*Marine	**Miscellaneous	Total	Fire	*Marine	**Miscellaneous	Total
Commission Paid Direct	164,534	97,850	3,113,429	3,375,813	91,453	69,097	1,485,323	1,645,873
Total (A)	164,534	97,850	3,113,429	3,375,813	91,453	69,097	1,485,323	1,645,873
Add : Commission on reinsurance accepted	39,304	775	7,538	47,617	33,236	1,443	14,238	48,917
Less : Commission on reinsurance ceded	252,441	114,690	1,925,532	2,292,663	502,599	113,148	2,941,136	3,556,883
Net Commission	(48,603)	(16,065)	1,195,435	1,130,767	(377,910)	(42,608)	(1,441,575)	(1,862,093)
Breakup of the expenses (Gross) incurred to procure business:								
Agents	50,657	37,461	1,263,760	1,351,878	39,360	28,903	618,242	686,505
Brokers	100,884	58,679	1,750,656	1,910,219	44,868	38,792	793,080	876,740
Corporate Agency	12,993	1,710	99,013	113,716	7,225	1,402	74,001	82,628
Others	-	-	-	-	-	-	-	-
Total (B)	164,534	97,850	3,113,429	3,375,813	91,453	69,097	1,485,323	1,645,873

* For analysis of the segment of Marine business, refer Schedule 3A.

**For analysis of the segment of Miscellaneous business, refer Schedule 3B.

SCHEDULES FORMING PART OF FINANCIAL STATEMENTS

SCHEDULE - 3A

COMMISSION

(₹ In '000)

Particulars	Year Ended 31 st March, 2018			Year Ended 31 st March, 2017		
	Marine Cargo	Marine Hull	Total	Marine Cargo	Marine Hull	Total
Commission Paid Direct	92,269	5,581	97,850	64,568	4,529	69,097
Total (A)	92,269	5,581	97,850	64,568	4,529	69,097
Add : Commission on reinsurance accepted	775	-	775	1,443	-	1,443
Less : Commission on reinsurance ceded	110,360	4,330	114,690	109,413	3,735	113,148
Net Commission	(17,316)	1,251	(16,065)	(43,402)	794	(42,608)
Breakup of the expenses (Gross) incurred to procure business:						
Agents	33,982	3,479	37,461	25,948	2,955	28,903
Brokers	56,848	1,831	58,679	37,311	1,481	38,792
Corporate Agency	1,439	271	1,710	1,309	93	1,402
Others	-	-	-	-	-	-
Total (B)	92,269	5,581	97,850	64,568	4,529	69,097

SCHEDULES FORMING PART OF FINANCIAL STATEMENTS
SCHEDULE - 3B
COMMISSION

(₹ In '000)

Particulars	Year Ended 31 st March, 2018											
	Motor - OD	Motor - TP	Motor - Total	Engineering	Aviation	Workmen Compensation	Personal Accident	Public/Product Liability	Health	Crop	Other Miscellaneous	Total Miscellaneous
Commission Paid Direct	2,073,835	167,001	2,240,836	67,127	576	44,121	77,021	30,339	440,553	-	212,856	3,113,429
Total (A)	2,073,835	167,001	2,240,836	67,127	576	44,121	77,021	30,339	440,553	-	212,856	3,113,429
Add : Commission on reinsurance accepted	-	-	-	4,349	-	-	-	1,602	152	-	1,435	7,538
Less : Commission on reinsurance ceded	487,465	415,115	902,580	75,036	806	2,218	13,323	9,761	60,527	649,884	211,397	1,925,532
Net Commission	1,586,370	(248,114)	1,338,256	(3,560)	(230)	41,903	63,698	22,180	380,178	(649,884)	2,894	1,195,435
Breakup of the expenses (Gross) incurred to procure business:												
Agents	769,560	129,695	899,255	25,529	-	28,007	35,897	4,617	199,393	-	71,062	1,263,760
Brokers	1,269,740	21,339	1,291,079	40,303	576	14,954	37,513	25,435	220,637	-	120,159	1,750,656
Corporate Agency	34,535	15,967	50,502	1,295	-	1,160	3,611	287	20,523	-	21,635	99,013
Others	-	-	-	-	-	-	-	-	-	-	-	-
Total (B)	2,073,835	167,001	2,240,836	67,127	576	44,121	77,021	30,339	440,553	-	212,856	3,113,429

SCHEDULES FORMING PART OF FINANCIAL STATEMENTS
SCHEDULE - 3B
COMMISSION

(₹ In '000)

Particulars	Year Ended 31 st March, 2017											
	Motor - OD	Motor - TP	Motor - Total	Engineering	Aviation	Workmen Compensation	Personal Accident	Public/Product Liability	Health	Crop	Other Miscellaneous	Total Miscellaneous
Commission Paid Direct	897,667	16,088	913,755	46,677	389	27,635	33,352	28,770	275,603	-	159,142	1,485,323
Total (A)	897,667	16,088	913,755	46,677	389	27,635	33,352	28,770	275,603	-	159,142	1,485,323
Add : Commission on reinsurance accepted	-	-	-	3,575	-	-	47	1,434	7,404	-	1,778	14,238
Less : Commission on reinsurance ceded	721,653	610,935	1,332,588	65,829	839	2,251	8,643	7,805	47,837	1,233,396	241,948	2,941,136
Net Commission	176,014	(594,847)	(418,833)	(15,577)	(450)	25,384	24,756	22,399	235,170	(1,233,396)	(81,028)	(1,441,575)
Breakup of the expenses (Gross) incurred to procure business:												
Agents	357,998	13,417	371,415	19,769	-	16,532	14,625	4,885	144,916	-	46,100	618,242
Brokers	506,387	1,839	508,226	25,828	389	9,756	16,361	23,654	110,755	-	98,111	793,080
Corporate Agency	33,282	832	34,114	1,080	-	1,347	2,366	231	19,932	-	14,931	74,001
Others	-	-	-	-	-	-	-	-	-	-	-	-
Total (B)	897,667	16,088	913,755	46,677	389	27,635	33,352	28,770	275,603	-	159,142	1,485,323

SCHEDULES FORMING PART OF FINANCIAL STATEMENTS

SCHEDULE - 4

OPERATING EXPENSES RELATING TO INSURANCE BUSINESS

(₹ In '000)

S. No.	Particulars	Year Ended 31 st March, 2018				Year Ended 31 st March, 2017			
		Fire	*Marine	**Miscellaneous	Total	Fire	*Marine	**Miscellaneous	Total
1	Employees remuneration and welfare benefits	21,525	27,267	1,632,109	1,680,901	18,324	22,561	1,329,915	1,370,800
2	Travel, conveyance and vehicle running expenses	1,467	1,859	111,256	114,582	1,430	1,760	103,783	106,973
3	Training expenses	77	98	5,848	6,023	32	40	2,344	2,416
4	Rent, rates and taxes	4,421	5,600	335,210	345,231	4,816	5,930	349,558	360,304
5	Repairs	1,754	2,223	133,009	136,986	1,587	1,954	115,178	118,719
6	Printing and stationery	922	1,167	69,900	71,989	832	1,024	60,390	62,246
7	Communication	1,113	1,410	84,355	86,878	1,224	1,507	88,830	91,561
8	Legal and professional charges	18,857	23,886	1,429,740	1,472,483	15,574	19,176	1,130,320	1,165,070
9	Auditor's fees, expenses etc.								
	(a) As Auditor	37	47	2,816	2,900	39	47	2,814	2,900
	(b) As advisor or in any other capacity in respect of	-	-	-	-	-	-	-	-
	(i) Taxation matters	-	-	-	-	-	-	-	-
	(ii) Insurance matters	-	-	-	-	-	-	-	-
	(iii) Management services	-	-	-	-	-	-	-	-
	(c) in any other capacity (Tax audit fees)	9	11	680	700	9	12	679	700
10	Advertisement and publicity	1,990	2,520	150,851	155,361	864	1,064	62,692	64,620
11	Marketing & support services	31,497	39,898	2,388,201	2,459,596	69,071	85,043	5,013,009	5,167,123
12	Interest and bank charges	1,321	1,674	100,180	103,175	1,219	1,501	88,473	91,193
13	Others:								
	Policy stamps	41	-	4,069	4,110	34	-	3,835	3,869
	Information & technology expenses	2,504	3,172	189,893	195,569	1,671	2,058	121,299	125,028
	Electricity & water charges	673	852	51,040	52,565	728	896	52,818	54,442
	Courtesies & entertainment	623	789	47,251	48,663	657	809	47,682	49,148
	Others	380	481	28,805	29,666	658	809	47,709	49,176
14	Depreciation	1,500	1,899	113,713	117,112	1,308	1,611	94,960	97,879
15	Service tax expense/GST expense	790	1,001	59,887	61,678	1,823	2,244	132,294	136,361
16	Expenses transferred to Shareholders' Account	-	-	(9,000)	(9,000)	-	-	-	-
	Total	91,501	115,854	6,929,813	7,137,168	121,900	150,046	8,848,582	9,120,528

* For analysis of the segment of Marine business, refer Schedule 4A.

** For analysis of the segment of Miscellaneous business, refer Schedule 4B.

SCHEDULES FORMING PART OF FINANCIAL STATEMENTS

SCHEDULE - 4A

OPERATING EXPENSES RELATING TO INSURANCE BUSINESS

(₹ In '000)

S. No.	Particulars	Year Ended 31 st March, 2018			Year Ended 31 st March, 2017		
		Marine Cargo	Marine Hull	Total	Marine Cargo	Marine Hull	Total
1	Employees remuneration and welfare benefits	26,560	707	27,267	21,583	978	22,561
2	Travel, conveyance and vehicle running expenses	1,811	48	1,859	1,684	76	1,760
3	Training expenses	95	3	98	38	2	40
4	Rent, rates and taxes	5,455	145	5,600	5,673	257	5,930
5	Repairs	2,165	58	2,223	1,869	85	1,954
6	Printing and stationery	1,137	30	1,167	980	44	1,024
7	Communication	1,373	37	1,410	1,441	66	1,507
8	Legal and professional charges	23,267	619	23,886	18,344	832	19,176
9	Auditor's fees, expenses etc.						
	(a) As Auditor	46	1	47	45	2	47
	(b) As Advisor or in any other capacity in respect of	-	-	-	-	-	-
	(i) Taxation matters	-	-	-	-	-	-
	(ii) Insurance matters	-	-	-	-	-	-
	(iii) Management services	-	-	-	-	-	-
	(c) In any other capacity (Tax audit fees)	11	-	11	11	1	12
10	Advertisement and publicity	2,455	65	2,520	1,018	46	1,064
11	Marketing & support services	38,864	1,034	39,898	81,356	3,687	85,043
12	Interest and bank charges	1,630	44	1,674	1,436	65	1,501
13	Others:						
	Policy stamps	-	-	-	-	-	-
	Information & technology expenses	3,090	82	3,172	1,969	89	2,058
	Electricity & water charges	830	22	852	857	39	896
	Courtesies & entertainment	769	20	789	774	35	809
	Others	469	12	481	774	35	809
14	Depreciation	1,850	49	1,899	1,541	70	1,611
15	Service tax expense/GST expense	975	26	1,001	2,147	97	2,244
16	Expenses transferred to Shareholders' Account	-	-	-	-	-	-
	Total	112,852	3,002	115,854	143,540	6,506	150,046

SCHEDULES FORMING PART OF FINANCIAL STATEMENTS
SCHEDULE - 4B
OPERATING EXPENSES RELATING TO INSURANCE BUSINESS

(₹ In '000)

S. No.	Particulars	Year Ended 31 st March, 2018											
		Motor - OD	Motor - TP	Motor - Total	Engineering	Aviation	Workmen Compensation	Personal Accident	Public/Product Liability	Health	Crop	Other Miscellaneous	Total Miscellaneous
1	Employees remuneration and welfare benefits	582,843	587,480	1,170,323	8,645	17	12,907	31,264	8,925	282,222	75,919	41,887	1,632,109
2	Travel, conveyance and vehicle running expenses	39,731	40,047	79,778	589	1	880	2,131	609	19,238	5,175	2,855	111,256
3	Training expenses	2,088	2,105	4,193	31	-	46	112	32	1,011	272	151	5,848
4	Rent, rates and taxes	119,707	120,659	240,366	1,776	4	2,651	6,421	1,833	57,964	15,592	8,603	335,210
5	Repairs	47,499	47,877	95,376	704	1	1,052	2,548	727	23,000	6,187	3,414	133,009
6	Printing and stationery	24,962	25,160	50,122	370	1	553	1,339	382	12,087	3,252	1,794	69,900
7	Communication	30,124	30,364	60,488	447	1	667	1,616	461	14,586	3,924	2,165	84,355
8	Legal and professional charges	510,575	514,637	1,025,212	7,574	15	11,306	27,387	7,819	247,229	66,506	36,692	1,429,740
9	Auditor's fees, expenses etc.												
	(a) As Auditor	1,005	1,014	2,019	15	-	22	54	16	487	131	72	2,816
	(b) As Advisor or in any other capacity in respect of	-	-	-	-	-	-	-	-	-	-	-	-
	(i) Taxation matters	-	-	-	-	-	-	-	-	-	-	-	-
	(ii) Insurance matters	-	-	-	-	-	-	-	-	-	-	-	-
	(iii) Management services	-	-	-	-	-	-	-	-	-	-	-	-
	(c) In any other capacity (Tax audit fees)	243	245	488	4	-	5	13	4	117	32	17	680
10	Advertisement and publicity	53,870	54,299	108,169	799	2	1,193	2,889	825	26,085	7,017	3,872	150,851
11	Marketing & support services	852,851	859,635	1,712,486	12,651	25	18,886	45,747	13,060	412,964	111,089	61,293	2,388,201
12	Interest and bank charges	35,775	36,060	71,835	531	1	792	1,919	548	17,323	4,660	2,571	100,180
13	Others:												
	Policy stamps	1,491	1,503	2,994	7	-	155	20	1	62	-	830	4,069
	Information & technology expenses	67,813	68,352	136,165	1,006	2	1,502	3,638	1,038	32,836	8,833	4,873	189,893
	Electricity & water charges	18,227	18,372	36,599	270	1	404	978	279	8,826	2,374	1,309	51,040
	Courtesies & entertainment	16,874	17,008	33,882	250	-	374	905	258	8,171	2,198	1,213	47,251
	Others	10,286	10,368	20,654	153	-	228	552	158	4,981	1,340	739	28,805
14	Depreciation	40,608	40,931	81,539	602	1	899	2,178	622	19,663	5,290	2,919	113,713
15	Service tax expense/GST expense	21,386	21,556	42,942	317	1	474	1,147	327	10,356	2,786	1,537	59,887
16	Expenses transferred to Shareholders' Account	-	-	-	-	-	-	-	-	(9,000)	-	-	(9,000)
	Total	2,477,958	2,497,672	4,975,630	36,741	73	54,996	132,858	37,924	1,190,208	322,577	178,806	6,929,813

SCHEDULES FORMING PART OF FINANCIAL STATEMENTS
SCHEDULE - 4B
OPERATING EXPENSES RELATING TO INSURANCE BUSINESS

(₹ In '000)

S. No.	Particulars	Year Ended 31 st March, 2017											
		Motor - OD	Motor - TP	Motor - Total	Engineering	Aviation	Workmen Compensation	Personal Accident	Public/Product Liability	Health	Crop	Other Miscellaneous	Total Miscellaneous
1	Employees remuneration and welfare benefits	453,958	428,972	882,930	5,866	3	11,289	18,131	6,356	189,861	184,910	30,569	1,329,915
2	Travel, conveyance and vehicle running expenses	35,425	33,476	68,901	458	-	881	1,415	496	14,816	14,430	2,386	103,783
3	Training expenses	800	756	1,556	10	-	20	32	11	335	326	54	2,344
4	Rent, rates and taxes	119,319	112,752	232,071	1,542	1	2,967	4,766	1,670	49,904	48,602	8,035	349,558
5	Repairs	39,315	37,152	76,467	508	-	978	1,570	550	16,443	16,014	2,648	115,178
6	Printing and stationery	20,614	19,479	40,093	266	-	513	823	289	8,621	8,397	1,388	60,390
7	Communication	30,322	28,653	58,975	392	-	754	1,211	424	12,681	12,351	2,042	88,830
8	Legal and professional charges	385,827	364,592	750,419	4,985	2	9,595	15,410	5,402	161,367	157,159	25,981	1,130,320
9	Auditor's fees, expenses etc.												
	(a) As Auditor	960	908	1,868	13	-	23	39	14	401	392	64	2,814
	(b) As Advisor or in any other capacity in respect of	-	-	-	-	-	-	-	-	-	-	-	-
	(i) Taxation matters	-	-	-	-	-	-	-	-	-	-	-	-
	(ii) Insurance matters	-	-	-	-	-	-	-	-	-	-	-	-
	(iii) Management services	-	-	-	-	-	-	-	-	-	-	-	-
	(c) In any other capacity (Tax audit fees)	232	219	451	3	-	6	9	3	97	94	16	679
10	Advertisement and publicity	21,399	20,222	41,621	276	-	532	855	300	8,950	8,717	1,441	62,692
11	Marketing & support services	1,711,157	1,616,978	3,328,135	22,109	9	42,553	68,345	23,958	715,667	697,004	115,229	5,013,009
12	Interest and bank charges	30,200	28,537	58,737	390	-	751	1,206	423	12,631	12,301	2,034	88,473
13	Others:												
	Policy stamps	1,443	1,363	2,806	4	-	147	15	1	77	-	785	3,835
	Information & technology expenses	41,405	39,125	80,530	535	-	1,030	1,654	580	17,317	16,865	2,788	121,299
	Electricity & water charges	18,029	17,037	35,066	233	-	448	720	253	7,540	7,344	1,214	52,818
	Courtesies & entertainment	16,276	15,380	31,656	210	-	405	650	228	6,807	6,630	1,096	47,682
	Others	16,285	15,389	31,674	211	-	405	650	228	6,811	6,633	1,097	47,709
14	Depreciation	32,414	30,630	63,044	419	-	806	1,295	453	13,557	13,203	2,183	94,960
15	Service tax expense/ GST expense	45,157	42,672	87,829	584	-	1,123	1,804	632	18,887	18,394	3,041	132,294
16	Expenses transferred to Shareholders' Account	-	-	-	-	-	-	-	-	-	-	-	-
	Total	3,020,537	2,854,292	5,874,829	39,014	15	75,226	120,600	42,271	1,262,770	1,229,766	204,091	8,848,582

SCHEDULES FORMING PART OF FINANCIAL STATEMENTS

SCHEDULE - 5

SHARE CAPITAL

(₹ In '000)

S. No.	Particulars	As at 31 st March, 2018	As at 31 st March, 2017
(1)	(2)	(3)	(4)
1	Authorised Capital 400000000 Equity Shares of ₹10 each (Previous Year 400000000 Equity Shares of ₹10 each)	4,000,000	4,000,000
2	Issued Capital 269321500 Equity Shares of ₹10 each (Previous Year 269321500 Equity Shares of ₹10 each)	2,693,215	2,693,215
3	Subscribed Capital 269321500 Equity Shares of ₹10 each (Previous Year 269321500 Equity Shares of ₹10 each)	2,693,215	2,693,215
4	Called up Capital 269321500 Equity Shares of ₹10 each (Previous Year 269321500 Equity Shares of ₹10 each)	2,693,215	2,693,215
	Less: Calls unpaid	-	-
	Add: Equity Shares forfeited (amount originally paid up)	-	-
	Less: Par Value of Equity Shares bought back	-	-
	Less: Preliminary Expenses	-	-
	Expenses including commission or brokerage on underwriting or subscription of shares	-	-
	Total	2,693,215	2,693,215

SCHEDULES FORMING PART OF FINANCIAL STATEMENTS

SCHEDULE - 5A

SHARE CAPITAL

PATTERN OF SHAREHOLDING

(As certified by the Management)

Shareholders	As at 31 st March, 2018		As at 31 st March, 2017	
	Number of Shares	% of Holding	Number of Shares	% of Holding
Promoters				
a) Indian	137353965	51	199297910	74
b) Foreign	131967535	49	70023590	26
Others	-	-	-	-
Total	269321500	100	269321500	100

SCHEDULES FORMING PART OF FINANCIAL STATEMENTS

SCHEDULE - 6

RESERVES AND SURPLUS

(₹ In '000)

S. No.	Particulars	As at 31 st March, 2018	As at 31 st March, 2017
(1)	(2)	(3)	(4)
1	Capital Reserve	-	-
2	Capital Redemption Reserve	-	-
3	Share Premium	2,568,789	2,568,789
4	General Reserve	-	-
5	Catastrophe Reserve	1,166	1,166
6	Other Reserves	-	-
7	Balance of Profit in Profit and Loss Account	13,486,185	11,593,295
	Total	16,056,140	14,163,250

SCHEDULES FORMING PART OF FINANCIAL STATEMENTS

SCHEDULE - 7 BORROWINGS

(₹ In '000)

S. No.	Particulars	As at 31 st March, 2018	As at 31 st March, 2017
(1)	(2)	(3)	(4)
1	Debentures/Bonds	-	-
2	Banks	-	-
3	Financial Institutions	-	-
4	Others	-	-
	Total	-	-

SCHEDULES FORMING PART OF FINANCIAL STATEMENTS

SCHEDULE - 8 INVESTMENTS - SHAREHOLDERS

(₹ In '000)

S. No.	Particulars	As at 31 st March, 2018	As at 31 st March, 2017
(1)	(2)	(3)	(4)
	Long Term Investments		
1	Govt. Securities, Govt. guaranteed Bonds incl. Treasury Bills	4,811,613	4,247,393
2	Other Approved Securities	-	-
3	<u>Other Investments</u>		
	Equity Shares	7,446	5,435
	Preference Shares	-	-
	Mutual Funds	-	-
	Derivative Instruments	-	-
	Debenture/Bonds (Housing)	1,775,159	1,549,474
	Non-Convertible Debenture/Bonds	1,212,874	511,370
	Other Securities	-	-
	Subsidiaries	1,059	1,052
	Investment Properties - Real Estate	-	-
4	Investment in Infrastructure and Social Sector	6,550,333	6,097,681
5	<u>Other than approved investments</u>	-	-
	Mutual Funds	3,313	-
	Non Convertible Debenture/Bonds	21,190	-
	Short Term Investments		
1	Govt. Securities, Govt. guaranteed Bonds incl. Treasury Bills	69,124	75,709
2	Other Approved Securities	-	-
3	<u>Other Investments</u>		
	Equity Shares	-	-
	Preference Shares	-	-
	Mutual Funds	210,117	263,022
	Derivative Instruments	-	-
	Debentures & Bonds (Housing)	180,658	336,898
	Non-Convertible Debenture/Bonds	158,911	316,171
	Others Securities - CD/CP	52,819	104,967
	Subsidiaries	-	-
	Investment Properties - Real Estate	-	-
4	Investments in Infrastructure & Social Sector	93,010	294,095
5	<u>Other than approved investments</u>	-	-
	Mutual Funds	-	-
	Non Convertible Debenture/Bonds	-	-
	Total	15,147,626	13,803,267

Note: (Sch 8 & Sch 8A): Aggregate amount of company's investment other than listed equity securities and derivative instruments is ₹ 71,449,673 thousand (Previous year ₹ 65,591,052 thousand).

Market value of such investments as at 31.03.2018 is ₹ 70,092,565 thousand (Previous year ₹ 65,342,357 thousand).

SCHEDULES FORMING PART OF FINANCIAL STATEMENTS

SCHEDULE - 8A

INVESTMENTS - POLICYHOLDERS

(₹ In '000)

S. No.	Particulars	As at 31 st March, 2018	As at 31 st March, 2017
(1)	(2)	(3)	(4)
	Long Term Investments		
1	Govt. Securities, Govt. guaranteed Bonds incl. Treasury Bills	17,895,394	15,943,532
2	Other Approved Securities	-	-
3	Other Investments		
	Equity Shares	27,693	20,400
	Preference Shares	-	-
	Mutual Funds	-	-
	Derivative Instruments	-	-
	Debenture/Bonds (Housing)	6,602,189	5,816,294
	Non-convertible Debenture/Bonds	4,510,930	1,919,542
	Other Securities	-	-
	Subsidiaries	3,941	3,948
	Investment Properties - Real Estate	-	-
4	Investment in Infrastructure and Social Sector	24,362,057	22,888,994
5	Other Than Approved Investments		
	Mutual Funds	12,320	-
	Non Convertible Debenture/Bonds	78,810	-
	Short Term Investments		
1	Govt. Securities, Govt. guaranteed Bonds incl. Treasury Bill	257,086	284,190
2	Other Approved Securities	-	-
3	Other Investments		
	Equity Shares	-	-
	Preference Shares	-	-
	Mutual Funds	781,470	987,312
	Derivative Instruments	-	-
	Debentures & Bonds (Housing)	671,904	1,264,622
	Non-convertible Debenture/Bonds	591,024	1,186,818
	Others Securities - CD/CP	196,447	394,018
	Subsidiaries	-	-
	Investment Properties - Real Estate	-	-
4	Investments in Infrastructure & Social Sector	345,922	1,103,949
5	Other Than Approved Investments		
	Mutual Funds	-	-
	Non Convertible Debenture/Bonds	-	-
	Total	56,337,187	51,813,619

SCHEDULES FORMING PART OF FINANCIAL STATEMENTS

SCHEDULE - 9

LOANS

(₹ In '000)

S. No.	Particulars	As at 31 st March, 2018	As at 31 st March, 2017
(1)	(2)	(3)	(4)
1	Security Wise Classification Secured		
	(a) On mortgage of property		
	(i) In India	-	-
	(ii) Outside India	-	-
	(b) On Shares, Bonds, Govt Securities	-	-
	(c) Others	-	-
	Unsecured	-	-
	Total	-	-
2	Borrower Wise Classification		
	(a) Central and State Governments	-	-
	(b) Banks and Financial Institutions	-	-
	(c) Subsidiaries	-	-
	(d) Industrial Undertakings	-	-
	(e) Others	-	-
	Total	-	-
3	Performance Wise Classification		
	(a) Loans classified as standard		
	(i) In India	-	-
	(ii) Outside India	-	-
	(b) Non Performing Loans Less Provisions		
	(i) In India	-	-
	(ii) Outside India	-	-
	Total	-	-
4	Maturity Wise Classification		
	(a) Short Term	-	-
	(b) Long Term	-	-
	Total	-	-

SCHEDULES FORMING PART OF FINANCIAL STATEMENTS
SCHEDULE - 10
FIXED ASSETS

(₹ in '000)

Particulars	Gross Block			Depreciation			Net Block			
	As at 1 st April, 2017	Additions during the year	Sales/ Adjustments during the year	As at 31 st March, 2018	Upto 31 st March, 2017	For the Year	On Sales/ Adjustments	Upto 31 st March 2018	As at 31 st March, 2018	As at 31 st March, 2017
Goodwill	-	-	-	-	-	-	-	-	-	-
Intangibles:										
- Computer Software	263,264	53,275	-	316,539	220,212	26,295	-	246,507	70,032	43,052
Land - Freehold	37,849	-	-	37,849	-	-	-	-	37,849	37,849
Leasehold Property	-	-	-	-	-	-	-	-	-	-
Buildings	12,251	-	-	12,251	1,408	202	-	1,610	10,641	10,843
Furniture & Fittings	321,331	29,487	1,380	349,438	246,559	18,209	1,380	263,388	86,050	74,772
Information Technology										
Equipment	625,418	68,117	706	692,829	537,359	64,655	706	601,308	91,521	88,058
Vehicles	6,215	4,677	-	10,892	2,786	1,154	-	3,940	6,952	3,429
Office Equipment	94,529	7,443	773	101,199	79,874	6,599	773	85,700	15,499	14,655
Others	-	-	-	-	-	-	-	-	-	-
Total	1,360,857	162,999	2,859	1,520,997	1,088,198	117,114	2,859	1,202,453	318,544	272,658
Capital Work In Progress	28,878	12,193	28,878	12,193	-	-	-	-	12,193	28,878
Grand Total	1,389,735	175,192	31,737	1,533,190	1,088,198	117,114	2,859	1,202,453	330,737	301,536
Previous Year Total	1,220,025	190,829	21,119	1,389,735	999,330	97,879	9,011	1,088,198	301,536	-

SCHEDULES FORMING PART OF FINANCIAL STATEMENTS

SCHEDULE - 11

CASH AND BANK BALANCES

(₹ In '000)

S. No.	Particulars	As at 31 st March, 2018	As at 31 st March, 2017
(1)	(2)	(3)	(4)
1	Cash (including cheques, drafts and stamps)	30,032	35,235
2	Bank Balances		
	(a) Deposit Accounts		
	(i) Short term (due within 12 months)	-	480,000
	(ii) Others	-	-
	(b) Current Accounts	1,863,559	777,543
	(c) Others	-	-
3	Money at call & short notice		
	With Banks	-	-
	With Other Institutions	-	-
4	Others	-	-
	Total	1,893,591	1,292,778
	Balances with non-scheduled banks included in 2 and 3 above	-	-

Note: Balance with Banks in current accounts above, includes liquid flexi term deposit of ₹ 1,437,900 thousand (Previous year ₹ 362,900 thousand).

SCHEDULES FORMING PART OF FINANCIAL STATEMENTS

SCHEDULE - 12

ADVANCES AND OTHER ASSETS

(₹ In '000)

S. No.	Particulars	As at 31 st March, 2018	As at 31 st March, 2017
(1)	(2)	(3)	(4)
	Advances		
1	Reserve Deposit with Ceding Companies	-	-
2	Application Money for Investments	-	-
3	Pre-payments	84,606	52,640
4	Advance to Directors/Officers	-	-
5	Advance Tax Paid and Tax Deducted at source (Net of provision for taxation)	376,465	17,164
6	Deposit towards Rent	78,565	70,480
7	Service Tax Recoverable	12,854	6,354
8	Others	38,390	5,742
	Total (A)	590,880	152,380
	Other Assets		
1	Income accrued on Investments/FDRs	2,589,447	2,423,691
2	Outstanding Premiums	6,762,345	1,303,427
3	Agents' Balances	-	-
4	Foreign Agencies Balances	-	-
5	Due from entities carrying on insurance business (including reinsurers)	1,468,944	632,800
6	Due from Subsidiaries/Holdings	2,953	-
7	Assets held for unclaimed amount of Policyholders	252,535	-
	Add : Investment income accruing on unclaimed amount	32,465	-
8	Deposit with Reserve Bank of India	-	-
9	Others	-	-
	Total (B)	11,108,689	4,359,918
	Total (A+B)	11,699,569	4,512,298

SCHEDULES FORMING PART OF FINANCIAL STATEMENTS

SCHEDULE - 13

CURRENT LIABILITIES

(₹ In '000)

S. No.	Particulars	As at 31 st March, 2018	As at 31 st March, 2017
(1)	(2)	(3)	(4)
1	Agents Balances	419,021	167,249
2	Balances due to other insurance companies (including reinsurers)	6,556,057	4,469,078
3	Deposits held on reinsurances ceded	-	-
4	Premiums received in advance	626,984	310,096
5	Unallocated premium	125,342	-
6	Sundry Creditors	1,525,498	879,301
7	Due to subsidiaries/holding company	-	18,858
8	Claims outstanding*	37,787,976	33,559,216
9	Due to Officers/Directors	-	-
10	Deposit Premium	423,898	394,918
11	Goods & Service Tax Payable	14,702	-
12	Employee Benefit	265,479	258,898
13	Unclaimed amount of Policyholders	252,522	405,686
	Add: Investment income accruing on unclaimed amount	32,465	18,529
	Total	48,029,944	40,481,829

* Claims Outstanding Includes ₹ 2,733,598 thousand (Previous Year ₹ 3,341,879 thousands) on account of settlement received from the IMTPIP towards the company's share of claim liability determined by the pool upto the date of dismantling (Net of claims paid upto reporting period).

SCHEDULES FORMING PART OF FINANCIAL STATEMENTS

SCHEDULE - 14

PROVISIONS

(₹ In '000)

S. No.	Particulars	As at 31 st March, 2018	As at 31 st March, 2017
(1)	(2)	(3)	(4)
1	Reserve for Unexpired Risk	18,762,065	14,591,157
2	For Taxation (less advance tax paid and taxes deducted at source)	-	-
3	For Proposed Dividends	-	-
4	For Dividend Distribution Tax	-	-
5	For Premium Deficiency	-	-
6	For Doubtful Debt	41,622	41,622
	Total	18,803,687	14,632,779

SCHEDULES FORMING PART OF FINANCIAL STATEMENTS

SCHEDULE - 15

MISCELLANEOUS EXPENDITURE

(To the extent not written off or adjusted)

(₹ In '000)

S. No.	Particulars	As at 31 st March, 2018	As at 31 st March, 2017
(1)	(2)	(3)	(4)
1	Discount allowed in issue of shares/debentures	-	-
2	Others	-	-
	Total	-	-

IFFCO-TOKIO

ACCOUNTING POLICIES & NOTES TO **ACCOUNTS**

SCHEDULE 16: NOTES TO ACCOUNTS

A. SIGNIFICANT ACCOUNTING POLICIES

1. Basis of Preparation of Financial Statements

The financial statements have been prepared under the historical cost convention and on the accrual basis of accounting in accordance with the generally accepted accounting principles and conform to the statutory requirements prescribed under the Insurance Regulatory and Development Authority (Preparation of Financial Statements and Auditor's Report of Insurance Companies) Regulations, 2002 including directions thereon, the Insurance Act, 1938, the provisions of Companies Act, 2013 including notified Accounting Standards there under except otherwise stated.

2. Use of Estimates

The presentation of the financial statements in conformity with the generally accepted accounting principles requires the management to make estimates and assumptions that affect the reported amount of assets and liabilities, revenues and expenses and disclosure of contingent assets & liabilities. Such estimates and assumptions are based on the management's evaluation of the relevant facts and circumstances as on the date of financial statements. Any revision to the accounting estimates is recognized prospectively in the period in which the results are known/materialized.

3. Revenue Recognition

- 3.1 Premium and cession thereof are recognized over the contract period or the period of the risk in respective revenue account following 1/365 method.

Reserve for unexpired risk representing premium attributable to the succeeding accounting period is maintained based on the above method except in Marine Hull business and reinsurance acceptances under the Pool arrangements. Unexpired Risk Reserve for Marine Hull business and reinsurance acceptances in respect of Terrorism Pool is maintained at hundred percent of net

premium and in respect of all other reinsurance acceptances under pool arrangements at fifty percent of the net premium during the preceding twelve months.

- 3.2 Any subsequent revision to the premium under the policies is accounted for in the period in which they occur.
- 3.3 Premium deficiency is recognized whenever expected claim costs, related expenses and maintenance costs exceeds related reserve for unexpired risks for each segment of business.
- 3.4 Reinsurance Inward acceptances are accounted for on the basis of returns, to the extent received, from the insurers.
- 3.5 Commission on reinsurance cessions are recognized as income in the period in which the premium is ceded. Profit commission under reinsurance treaties, wherever applicable, is recognized on the determination of profit for the period.
- 3.6 Interest Income is recognized on accrual basis.
- 3.7 Dividend income is recognized when the right to receive dividend is established.
- 3.8 Profit or Loss on sale/redemption of investments which is the difference between sale consideration and carrying value is recognized on trade date and includes effects of accumulated fair value changes, previously recognized, for specific investments sold/redeemed during the year. In determining realized gain/loss, cost of securities is arrived at on 'Weighted average cost' basis and sale consideration for the purpose of realized gain/loss is net of Brokerage and taxes, if any.

4. Allocation of Investment Income between Revenue Accounts and Profit and Loss Account

Investment income is apportioned to Profit and Loss Account and Revenue Accounts in the ratio of average of Shareholders Funds and Policyholders Funds standing in each class of business at the end of each month.

5. Claims Incurred

- 5.1 Liability in respect of claims is provided for the intimations received up to the year-end based on the surveyor's assessment, information provided by the insured, judgment based on past experience and other applicable laws and practices. However, in respect of claims under re-insurance acceptances, the claim liability is provided based on the returns/advices, to the extent received, from the Reinsurers.
- 5.2 Liability in respect of "Claims incurred but not reported" (IBNR) and "Claims incurred but not enough reported" (IBNER) is provided for on actuarial estimates as certified by the "Appointed Actuary".
- 5.3 Salvage/Recoveries under claims are netted off against "Claims Incurred" and are accounted for on realization.

6. Allocation of Operating Expenses

Operating expenses other than policy stamps are apportioned to respective revenue accounts on the basis of net premium in each class of business at the end of financial year. Expenses relating to policy stamps are directly taken to the respective revenue accounts.

7. Acquisition Cost of insurance contracts

Cost relating to acquisition of new/renewal of insurance contracts are expensed in the period in which they are incurred.

8. Investments

Investments are recorded on the trade date at the acquisition cost.

Classification

Investment maturing within twelve months from the Balance Sheet date and investments made with specific intention to dispose of within twelve months from the Balance Sheet date are classified as Short Term Investments. Other investments are classified as Long Term Investments.

Valuation

- (i) Debt securities including Government securities are considered as held to maturity and are valued at cost subject to amortization by charging off/crediting investment income with the difference of acquisition cost and maturity value over the unexpired period of maturity on straight line method.
- (ii) Investments in units of mutual funds are valued at Net Asset Value (NAV).
- (iii) Equity securities listed and actively traded are stated at fair value, being the last quoted closing price on the National Stock Exchange (NSE). However, in case of any stock not being listed at NSE, the same is valued based on the last quoted closing price on Bombay Stock Exchange (BSE).
- (iv) Any unrealized gain/loss arising due to change in fair value of mutual fund investments and listed equity shares is accounted in 'Fair Value Change Account' and carried forward in the Balance Sheet and is not available for distribution.
- (v) Investment in subsidiary company is valued at cost less permanent diminution, if any.

9. Fixed Assets

Fixed Assets including Intangible Assets are stated at their cost of acquisition less accumulated depreciation/amortization.

Capital Work in Progress is stated at cost.

10. Depreciation/Amortization

- 10.1 Depreciation on Fixed Assets is provided on straight line method based on useful life as provided in Schedule II of the Companies Act, 2013 except
- (i) Fixtures in rented premises are depreciated proportionately over the residual lease period wherever the lease period is less than the useful life specified in Schedule II.

(ii) Information Technology Equipments – Servers & Networks are depreciated over their useful life of three years on straight line method.

(iii) Fixed Assets having value up to ₹ 5000 are fully depreciated in the year of acquisition.

10.2 Intangible Asset (Software) is amortized over its useful life of three years on straight line method.

11. Operating Lease

Payments made towards assets/premises taken on operating lease are recognized as an expense in the revenue accounts and profit and loss account over the lease term on straight-line basis.

12. Pre-Paid Expenses

Expenditure up to ₹ 25,000 in each case is accounted for in the year in which the same is incurred.

13. Foreign Currency Transactions

Transactions in foreign currency are accounted at the exchange rate prevailing on the date of the transaction.

The monetary items remaining outstanding as on the date of Balance Sheet are translated at the exchange rate as on that date.

Exchange Gain/Loss on settlement/translation of foreign currency transactions is recognized as income/expense.

14. Income Tax

Income tax comprises of Current Tax and Deferred Tax. Deferred tax, resulting from 'timing differences' between book and taxable profits, is accounted for using the tax rates and laws that have been enacted or substantively enacted. The deferred tax asset is recognized and carried only to the extent that there is a reasonable/virtual certainty that the asset will be realized in future.

15. Employee Benefits

15.1 The Liability for Gratuity is covered by the "Group Gratuity Cash Accumulation Scheme" with an Insurance Company. The liability is accounted for based on actuarial valuation as on the date of Balance Sheet.

15.2 Liability for leave encashment is provided for on the basis of actuarial valuation as on the date of Balance Sheet.

15.3 Provident Fund and Family Pension Scheme contributions and liability towards Leave Travel Assistance (LTA) are accounted for on accrual basis.

15.4 Gains/losses arising out of the actuarial valuation are recognized immediately in the accounts.

16. Impairment of Assets

The carrying amounts of assets are reviewed at each balance sheet date for indications of any impairment based on internal/external factors. An impairment loss is recognized wherever the carrying amount of the asset exceeds its recoverable amount. Any such impairment loss is recognized by charging it to the profit and loss account. A previously recognized impairment loss is reversed where it no longer exists and the asset is restated to that effect.

17. Provisions & Contingencies

A provision, other than those relating to contract with policyholders, is recognized when there is present obligation arising out of past events and it is probable that an outflow of resources will be required to settle the obligation and the amount can be reasonably estimated. Wherever there is a possible obligation that may, but probably will not require an outflow of resources, the same is disclosed by way of contingent liability. Contingent liability in respect of Show Cause Notices is considered only when converted into demand.

B. NOTES FORMING PART OF ACCOUNTS

I. Statutory disclosures as required by IRDAI

1. The company has all the assets within India. The assets of the company are free from all encumbrances.
2. a) Commitments made and outstanding for loans and investments are Nil (Previous Year - Nil).
b) The company has committed ₹ 65,116 Thousand (net of advances) (Previous Year ₹ 51,257 Thousand) for the purchase of fixed assets.
3. Claims, less reinsurance, paid to claimants in/outside India during the year under various class of business are as under:

(₹ in '000)

Class of Business	In India		Outside India	
	Year ended 31.3.2018	Year ended 31.3.2017	Year ended 31.3.2018	Year ended 31.3.2017
Fire	225,333	210,979	350	337
Marine	323,942	341,624	268	-
Miscellaneous	2,14,36,929	19,095,552	3,215	2,789

4. Age-wise breakup of claims outstanding on Gross basis under various class of business as at 31st March, 2018 is as under:

(₹ in '000)

Class of Business	Outstanding for more than 6 months		Other Claims	
	Year ended 31.3.2018	Year ended 31.3.2017	Year ended 31.3.2018	Year ended 31.3.2017
Fire	2,705,410	2,308,952	5,562,373	1,518,376
Marine	563,400	750,789	780,679	533,897
Miscellaneous	13,808,853	12,199,699	14,586,690	8,328,443

5. Claims settled and remaining unpaid for a period of more than six months as at 31st March, 2018 is Nil (Previous Year Nil).
6. (a) Premium less reinsurances written during the year under various classes of business is as under:

(₹ in '000)

Class of Business	In India		Outside India	
	Year ended 31.3.2018	Year ended 31.3.2017	Year ended 31.3.2018	Year ended 31.3.2017
Fire	467,848	462,765	-	-
Marine	592,636	569,772	-	-
Miscellaneous	3,54,73,507	3,35,86,318	-	-

(b) No premium income is recognized on "varying risk pattern" basis.

(c) Extent of risk retained and reinsured is as under:

Class of Business	Risk Retained		Risk Reinsured	
	Year ended 31.3.2018	Year ended 31.3.2017	Year ended 31.3.2018	Year ended 31.3.2017
Fire	13.83%	13.97%	86.17%	86.03%
Marine	40.03%	43.27%	59.97%	56.73%
Miscellaneous	67.95%	64.93%	32.05%	35.07%

(d) There are no insurance contracts where the claim payment period exceeds four years.

7. All the investments held by the company as at 31st March, 2018 and 31st March, 2017 are performing investments.

8. Value of Contracts in relation to Investments for:

(₹ in '000)

Particulars	Year ended 31.3.2018	Year ended 31.3.2017
Purchases where deliveries are pending	Nil	Nil
Sales where payments are overdue	Nil	Nil

9. Fair value of Investments in Mutual Fund & listed Equity shares as at 31st March 2018 is ₹ 1,042,359 Thousand (previous year ₹ 1,276,169 thousand) and historical cost of the same is ₹ 1,048,135 thousand (Previous year ₹ 1,278,044 thousand).

10. Sector wise business executed by the company is as follows:

(₹ in '000)

Sector	Year ended 31.3.2018				Year ended 31.3.2017			
	Gross Direct Premium	No. of Policies Issued (In thousand)	Number of lives covered (Estimated) (In thousand)	% of Gross Direct Premium	Gross Direct Premium	No. of Policies Issued (In thousand)	Number of lives covered (Estimated) (In thousand)	% of Gross Direct Premium
Rural	15,214,269	1,035	-	27.01%	16,287,202	749	-	29.27%
Social	9,834,617	12	15,848	17.46%	12,663,195	4	17,107	22.76%
Urban	31,270,030	5,923	-	55.53%	26,686,629	6,370	-	47.97%
Total	56,318,916	6,970	15,848	100%	55,637,026	7,123	17,107	100%

11. Managerial remuneration paid during the year is as under:

(₹ in '000)

Particulars	Year ended 31.3.2018		Year ended 31.3.2017	
	Managing Director	Whole-time Directors	Managing Director	Whole-time Directors
Salaries and Allowances	14,414	12,091	14,479	10,614
Contribution to Provident Fund	491	538	364	449
Total	14,905	12,629	14,843	11,063

Note :-

- The above excludes provision for leave encashment and the gratuity contributions which are determined actuarially on an overall basis and accordingly have not been considered in the above information.
- The remuneration as above has been approved by the IRDAI.

12. Summary of Financial Statements

(₹ in Lacs)

S. No.	Particulars	2017-18	2016-17	2015-16	2014-15	2013-14
	OPERATING RESULTS					
1	Gross Direct Premium	563,189.16	556,370.26	369,133.17	332,996.78	293,092.29
2	Net Premium	365,339.93	346,188.55	295,910.76	259,150.10	202,369.45
3	Income from Investments	39,715.03	54,673.13	36,291.62	31,135.81	26,282.22
4	Other Income	100.78	94.26	102.86	(13.10)	33.13
5	Total Income	405,155.74	400,955.94	332,305.24	290,272.81	228,684.80
6	Commission (Net) Including Brokerage	11,307.67	(18,620.93)	4,953.92	3,706.75	(3,223.36)
7	Operating Expenses	71,371.69	91,205.28	72,910.91	61,833.28	50,203.41
8	Net Incurred Claims	268,270.79	287,771.62	221,966.58	168,152.63	148,173.35
9	Increase in Unexpired Risk Reserve	41,709.08	(4,911.30)	15,415.92	32,405.33	7,059.07
	Total Expenses	392,659.23	355,444.67	315,247.33	266,097.98	202,212.47
10	Operating Profit/(Loss)	12,496.51	45,511.27	17,057.91	24,174.82	26,472.33
	NON-OPERATING RESULT					
11	Total Income under Shareholders Account	13,281.85	16,443.72	6,935.55	6,035.02	5,777.74
12	Profit/(Loss) before Tax	25,778.36	61,955.00	23,993.45	30,209.84	32,250.07
13	Provision for Tax	6,849.46	19,273.22	7,284.62	9,608.60	10,641.57
14	Profit/(Loss) after Tax	18,928.90	42,681.78	16,708.83	20,601.24	21,608.50
	MISCELLANEOUS					
15	Policy Holder Account: Total Funds	563,371.87	518,136.19	483,106.34	436,880.29	357,605.72
	Total Investments	563,371.87	518,136.19	483,106.34	436,880.29	357,605.72
	Yield on Investments	7.76%	12.55%	9.31%	9.26%	9.18%
16	Shareholder Account: Total Funds	151,476	1,42,833	No Segregation between Shareholder and Policyholder Funds has been made		
	Total Investment	151,476	1,42,833			
	Yield on Investments	7.76%	12.55%			
17	Paid up Equity Capital	26,932.15	26,932.15	26,932.15	26,932.15	26,932.15
18	Net Worth	187,493.55	168,564.65	125,882.87	109,174.04	88,572.80
19	Total Assets	855,772.10	719,691.97	553,207.89	498,776.91	415,077.44
20	Yield on Total Investments	7.76%	12.55%	9.31%	9.26%	9.18%
21	Earnings Per Share (In ₹)	7.03	15.85	6.20	7.65	8.02
22	Book Value Per Share (In ₹)	69.62	62.59	46.74	40.54	32.89
23	Total Dividend	-	-	-	-	-
24	Dividend Per Share (In ₹)	-	-	-	-	-

13. Performance Ratios:

S. No.	Particular	Year ended 31.3.2018	Year ended 31.3.2017
1	Gross Direct Premium Growth Rate	1.23%	50.72%
	Fire	-0.51%	4.06%
	Marine Total	12.96%	10.35%
	Miscellaneous Total	1.03%	55.90%
	Marine Cargo	13.81%	12.36%
	Marine Hull	-5.23%	-20.39%
	Motor OD	-2.14%	14.96%
	Motor TP	4.28%	34.07%
	Motor Total	0.98%	23.52%
	Engineering	26.16%	11.58%
	Aviation	-5.71%	-16.18%
	Workmen Compensation	-1.45%	6.83%
	Personal Accident	51.28%	6.14%
	Public/Product Liability	6.69%	13.28%
	Health	29.62%	19.68%
	Crop	-14.17%	1283.76%
	Other Miscellaneous	0.82%	8.70%
2	Gross Direct Premium to Net Worth Ratio	3.00	3.30
3	Growth rate of Net Worth	11.23%	33.91%
4	Net Retention Ratio	64.01%	61.43%
	Fire	13.83%	13.97%
	Marine Total	40.03%	43.27%
	Miscellaneous Total	67.95%	64.93%
	Marine Cargo	40.47%	43.28%
	Marine Hull	28.42%	42.99%
	Motor OD	84.73%	75.04%
	Motor TP	84.71%	74.89%
	Motor Total	84.72%	74.97%
	Engineering	19.82%	19.60%
	Aviation	6.27%	0.92%
	Workmen Compensation	94.86%	95.00%
	Personal Accident	85.82%	86.71%
	Public/Product Liability	69.13%	67.76%
	Health	91.40%	91.41%
	Crop	15.32%	37.20%
	Other Miscellaneous	38.29%	32.72%
5	Net Commission Ratio	3.10%	-5.38%
	Fire	-10.39%	-81.66%
	Marine Total	-2.71%	-7.48%
	Miscellaneous Total	3.37%	-4.29%
	Marine Cargo	-3.00%	-7.96%
	Marine Hull	8.15%	3.21%
	Motor OD	12.52%	1.54%
	Motor TP	-1.94%	-5.49%
	Motor Total	5.26%	-1.88%
	Engineering	-1.89%	-10.52%
	Aviation	-61.20%	-771.76%
	Workmen Compensation	14.94%	8.90%
	Personal Accident	9.37%	5.41%
	Public/Product Liability	11.43%	13.95%
	Health	6.20%	4.90%
	Crop	-39.38%	-26.41%
	Other Miscellaneous	0.32%	-10.50%
6	Expense of Management to Gross Direct Premium Ratio	18.67%	19.35%
7	Expense of Management to Net Written Premium Ratio	28.78%	31.10%
8	Net Incurred Claims to Net Earned Premium	82.89%	81.96%
9	Combined Ratio	105.52%	102.93%
10	Technical Reserves to Net Premium ratio	1.55	1.39
11	Underwriting balance ratio	-8.44%	-2.64%
	FIRE	-8.42%	111.04%
	MARINE	28.05%	8.01%
	MISCELLANEOUS	-9.11%	-4.14%
12	Operating Profit Ratio	3.83%	12.94%
13	Liquid Assets to liabilities ratio	0.10	0.16
14	Net earning ratio	5.18%	12.33%
15	Return on Net worth ratio	10.10%	25.32%
16	Available Solvency Margin (ASM) to Required Solvency Margin (RSM) Ratio	1.62	1.60
17	NPA Ratio		
	Gross NPA Ratio	-	-
	Net NPA Ratio	-	-

(₹ in '000)

Equity Holding Pattern for Non-Life Insurers		As at 31 st March, 2018	As at 31 st March, 2017
1	No. of shares	269,321,500	269,321,500
2	Percentage of shareholding (Indian/Foreign)	51/49	74/26
3	% of Government holding (in case of public sector insurance companies)	N. A.	N. A.
4	Basic and diluted EPS before extraordinary items (net of tax expense) for the year (₹)	7.03	15.85
5	Basic and diluted EPS after extraordinary items (net of tax expense) for the year (₹)	7.03	15.85
6	Book value per share (₹)	69.62	62.59

All ratios are related to Indian operations as Company does not have any foreign operations.

14. Pursuant to IRDAI Circular no. IRDAI/F&A/CIR/CPM/010/01/2017 dated 12th Jan, 2017, Investments have been bifurcated into the policyholders' and shareholders' fund on notional basis. Accordingly, investments are bifurcated in Schedule 8 "Investments-Shareholders" and in Schedule 8A "Investments-Policyholders".

15. Details of certain expenses as required by IRDAI are as under:

(₹ in '000)

Particulars	Year ended 31.3.2018	Year ended 31.3.2017
Outsourcing Expenses (Manpower)	188,905	167,348
Business Development	860,654	779,948
Marketing and Support Services	2,459,596	5,167,123

16. No depreciation is allocable to the Profit and Loss Account based on the 'use' of the asset.

17. Details of penal actions by various Government Authorities during the year are as under:

S. No.	Authority	Non-compliance/ Violation	Amount in (₹' 000)		
			Penalty Awarded	Penalty Paid	Penalty waived/ Reduced
1	Insurance Regulatory and Development Authority	None	Nil	Nil	Nil
2	Service Tax Authorities	None	Nil	Nil	Nil
3	Income Tax Authorities	None	Nil	Nil	Nil
4	Any other Authorities	None			
5	Enforcement Directorate/Adjudicating Authority/Tribunal or any Authority under FEMA	None	Nil	Nil	Nil
6	Registrar of Companies/NCLT/CLB/ Department of Corporate Affairs or any Authority under Companies Act, 1956	None	Nil	Nil	Nil
7	Penalty awarded by any Court/Tribunal for any matter including claim settlement but excluding compensation	None	Nil	Nil	Nil
8	Securities and Exchange Board of India	None	Nil	Nil	Nil
9	Competition Commission of India	None	Nil	Nil	Nil
10	Any other Central State/Local Government/Statutory Authority	None	Nil	Nil	Nil

Penalties in all other sub headings were "Nil" during the FY 2016-17.

18. Analysis of the Unclaimed Amount of Policyholders.

a) Age wise analysis of unclaimed amount.

(₹ in '000)

Statement showing the Age-wise Analysis of the Unclaimed Amount of the Policyholders as on 31 st March, 2018									
S. No.	Particulars	Total Amount	AGE-WISE ANALYSIS						36-120 months
			0-6 months	7-12 months	13-18 months	19-24 months	25-30 months	31-36 months	
A	Claims settled but not paid to the policyholders/ beneficiaries due to any reasons except under litigation from the policyholders/ beneficiaries	-	-	-	-	-	-	-	-
B	Sum due to the policyholders/ beneficiaries on maturity or otherwise	-	-	-	-	-	-	-	-
C	Any excess collection of the premium/tax or any other charges which is refundable to the policyholders either as terms of conditions of the policy or as per law or as may be directed by the Authority but not refunded so far	2,306	-	-	-	-	-	-	2,306
D	Cheques issued but not encashed by the policyholder/ beneficiaries	250,216	11,187	14,276	4,301	15,238	2,631	15,379	187,204
Total		252,522	11,187	14,276	4,301	15,238	2,631	15,379	189,510

b) Reconciliation statement of unclaimed amount and Investment Income.

(₹ in '000)

Particulars	Year ended 31.3.2018	Year ended 31.3.2017
Opening balance of unclaimed amount	424,215	310,308
Add. Amount transferred to unclaimed amount	54,141	194,254
Add. Cheque issued out of the unclaimed amount but non encashed by the policyholders. (To be included only when the cheques are stale)	-	-
Add. Investment Income	14,003	18,529
Less. Amount paid during the year	206,805	98,876
Less: Amount transferred to SCWF (net of claims paid in respect of amounts transferred earlier)	567	-
Closing balance of unclaimed amount	284,987	424,215

c) The Company has transferred an amount of ₹ 567 thousand (previous year Nil) to Senior Citizen Welfare Fund (SCWF) as required by IRDAI Master Circular no. IRDAI/F&A/CIR/MISC/173/07/2017 dated 25-07-2017. In terms of the said circular, the Company is contingently liable for any claim pertaining to the amount transferred to SCWF.

19. Management expenses are apportioned to Revenue Accounts on the basis of Net Premium as per Accounting Policy on 'Allocation of Operating Expenses' (Schedule 16 A (6)). Detail of apportioned expenses is furnished in Schedule 4 (Operating Expenses relating to Insurance business).
20. As certified by Appointed Actuary, no premium deficiency has been provided in the current year (previous years ₹ Nil) in the accounts.
21. The Company had been providing for contribution to Solatium fund @ 0.1% of the total gross motor premium. However, letter no. HO/MTD/Solatium Fund/2010/482 dated July 26, 2010, from The New India Assurance Co. Ltd. (Scheme administrator) recommended that the contribution to be made to the Solatium fund will be at rate of 0.1% of the total TP premium of the Company.

The Company has, however, been conservatively providing for contribution to Solatium fund @ 0.1% of total motor gross premium till March 31, 2017. In consistent with the industry practice, the Company has decided to provide for the liability only on the motor TP premium retrospectively.

Accordingly, during the year ended March 31, 2018, the Company has reversed the excess liability provided in its books of ₹ 75,534 thousand for the period April 1, 2010 till March 31, 2017, on the motor OD portion of the gross premium due to which profit before tax for the year ended March 31, 2018 is higher to that extent.

22. Direct commission paid under schedule 3 includes rewards paid to insurance agent and insurance intermediaries as per IRDAI (Payment of commission or remuneration or rewards to insurance agents and insurance intermediaries) Regulations, 2016 dated 14th December, 2016.

II. Disclosures required under Accounting Standards

1. Accounting Standard-15 "Employee Benefits"
 - a) General description of the defined benefit scheme:

Gratuity	Payable on separation @ 15 days pay for each completed year of service to eligible employees who render continuous service of five years or more.
Leave Encashment	Payable on encashment during the service or on separation to the eligible employees who have accumulated earned leave.
Provident Fund	The Company pays fixed contribution to Provident Fund Trust. Contribution to Family Pension Scheme is paid to appropriate authority. The contribution for ₹ 63,613 thousand (previous year ₹ 51,925 thousand) has been recognized as expense in the accounts.

b. Other disclosures as required under AS-15 (Revised 2005) on “Employee Benefits” in respect of defined benefit obligations are as under:

i. Expenses recognized in Profit & Loss Account:

(₹ in '000)

Particulars	Gratuity					Leave Encashment				
	2017-18	2016-17	2015-16	2014-15	2013-14	2017-18	2016-17	2015-16	2014-15	2013-14
Current Service Cost	19,253	13,112	11,950	10,420	8,066	39,291	29,124	24,124	20,198	15,224
Interest cost on benefit obligation	9,336	6,412	5,797	5,090	3,285	14,752	10,591	9,653	8,559	5,626
Expected return on plan assets	(8,255)	(6,001)	(4,677)	(3,539)	(3,925)	-	-	-	-	-
Net actuarial (Gain)/loss recognised in the year	(3,268)	30,303	(2,462)	7,808	12,909	2,488	45,718	2,495	18,129	26,756
Expenses recognised in the Profit & Loss Account	17,066	43,826	10,608	19,780	20,335	56,531	85,433	36,272	46,886	47,606

ii. The amount recognized in the Balance Sheet:

(₹ in '000)

Particulars	Gratuity					Leave Encashment				
	2017-18	2016-17	2015-16	2014-15	2013-14	2017-18	2016-17	2015-16	2014-15	2013-14
Present Value of obligation at end of year (i)	150,992	131,251	84,072	74,802	58,174	248,413	215,072	1,43,676	124,559	97,818
Fair Value of Plan assets at end of year (ii)	133,926	87,425	73,464	55,022	40,446	-	-	-	-	-
Difference (ii-i) i.e. Assets/ (Liabilities)	(17,066)	(43,826)	(10,608)	(19,780)	(17,728)	(248,413)	(215,072)	(143,676)	(124,559)	(97,818)
Net Asset/(liability) recognised in the Balance Sheet	(17,066)	(43,826)	(10,608)	(19,780)	(17,728)	(248,413)	(215,072)	(143,676)	(124,559)	(97,818)

iii. Changes in the present value of the Defined Benefit Obligations:

(₹ in '000)

Particulars	Gratuity					Leave Encashment				
	2017-18	2016-17	2015-16	2014-15	2013-14	2017-18	2016-17	2015-16	2014-15	2013-14
Present Value of obligation at beginning of year	131,251	84,072	74,802	58,174	39,823	215,072	143,676	124,559	97,818	68,190
Interest Cost	9,336	6,412	5,797	5,090	3,285	14,752	10,591	9,653	8,559	5,626
Current Service Cost	19,253	13,112	11,950	10,420	8,066	39,291	29,124	24,124	20,198	15,224
Benefit Paid	(4,968)	(2,679)	(6,249)	(7,044)	(5,695)	(23,190)	(14,037)	(17,155)	(20,146)	(17,978)
Net actuarial (Gain)/Loss on obligation	(3,880)	30,334	(2,228)	8,161	12,695	2,488	45,718	2,495	18,129	26,756
Present value of the defined benefit as at end of year	150,992	131,251	84,072	74,802	58,174	248,413	215,072	143,676	124,559	97,818

iv. Changes in the fair value of plan assets:

(₹ in '000)

Particulars	Gratuity					Leave Encashment				
	2017-18	2016-17	2015-16	2014-15	2013-14	2017-18	2016-17	2015-16	2014-15	2013-14
Fair value of plan assets at beginning of year	87,425	73,464	55,022	40,446	42,430	-	-	-	-	-
Expected return on plan assets	8,255	6,001	4,677	3,539	3,925	-	-	-	-	-
Contributions by employer	43,826	10,608	19,780	17,727	-	-	-	-	-	-
Benefits Paid	(4,968)	(2,679)	(6,248)	(7,044)	(5,695)	-	-	-	-	-
Actuarial Gain/(Loss) on plan assets	(612)	31	233	353	(214)	-	-	-	-	-
Fair value of plan assets at end of year *	133,926	87,425	73,464	55,022	40,446	-	-	-	-	-

* Gratuity Fund is managed by Life Insurance Corporation of India (LIC). Individual investment wise details of the plan assets are not being provided by LIC.

v. Actuarial Assumptions

Principal assumptions used for actuarial valuation are:

(₹ in '000)

Particulars	Gratuity (Funded)					Leave Encashment (Non-Funded)				
	2017-18	2016-17	2015-16	2014-15	2013-14	2017-18	2016-17	2015-16	2014-15	2013-14
Method used	Projected Unit Credit Method									
Discount rate	7.60%	7.25%	7.75%	7.75%	8.75%	7.60%	7.25%	7.75%	7.75%	8.75%
Future salary escalation	6.00%	6.00%	6.00%	6.00%	6.00%	6.00%	6.00%	6.00%	6.00%	6.00%
Mortality rate	IALM (2006-08)									
Withdrawal rate	1 to 3%	1 to 3%	1 to 3%	1 to 3%	1 to 3%	1 to 3%	1 to 3%	1 to 3%	1 to 3%	1 to 3%
Expected rate of return on plan assets	7.51%	7.75%	8.50%	8.75%	9.25%	-	-	-	-	-

The estimate of future salary increase considered in actuarial valuation, take into account of inflation, seniority, promotion and other relevant factors, such as supply and demand in the employment market.

2. Accounting Standard-17 "Segment Reporting"

The Company's primary reportable segments are business segments, which have been identified in accordance with the Regulations. Disclosure as required is provided as under:

a) Business Segments

(₹ in '000)

Particulars	Year ended 31 st March, 2018	Year ended 31 st March, 2017
SEGMENT REVENUE:		
Fire Insurance	3,459,108	3,424,409
Marine Insurance	1,545,630	1,420,842
Motor Insurance - OD	15,628,242	16,280,805
Motor Insurance - TP	17,719,467	18,015,418
Engineering Insurance	977,242	802,625
Workmen Compensation Insurance	313,694	327,331
Personal Accident Insurance	840,525	586,127
Product Liability Insurance	295,703	258,943
Health Insurance	6,930,366	5,556,503
Crop	10,856,520	12,715,840
Other Insurance	2,477,219	2,435,879
Investment	1,377,465	1,663,799
Total	62,421,181	63,488,521
SEGMENT RESULT: Profit/(Loss)		
Fire Insurance	28,899	550,755
Marine Insurance	226,460	151,150
Motor Insurance - OD	650,329	356,340
Motor Insurance - TP	1,214,999	2,348,277
Engineering Insurance	43,513	126,703
Workmen Compensation Insurance	102,793	119,518
Personal Accident Insurance	(152,044)	(18,286)
Product Liability Insurance	82,544	82,799
Health Insurance	(882,177)	(1,476,427)
Crop	(296,129)	1,994,231
Other Insurance	230,463	316,066
Investments	1,377,465	1,663,799
Unallocable	(49,279)	(19,426)
Total Profit before Tax	2,577,836	6,195,500
Less: Provision for Taxation	684,946	1,927,322
Profit After Tax	1,892,890	4,268,178
SEGMENT ASSETS:		
	As at 31st March, 2018	As at 31st March, 2017
Fire Insurance	-	-
Marine Insurance	-	-
Motor Insurance	-	-
Engineering Insurance	-	-
Workmen Compensation Insurance	-	-
Personal Accident Insurance	-	-
Product Liability Insurance	-	-
Health Insurance	-	-
Crop Insurance	-	-
Other Insurance	-	-
Investments	74,074,260	68,520,577
Total	74,074,260	68,520,577
Add: Unallocable Assets	11,502,950	3,448,620
Total	85,577,210	71,969,197

(₹ in '000)

SEGMENT LIABILITIES:	As at 31st March, 2018	As at 31st March, 2017
Fire Insurance	1,115,870	876,054
Marine Insurance	782,704	775,647
Motor Insurance - OD	9,117,260	8,170,387
Motor Insurance - TP	36,102,118	30,737,511
Engineering Insurance	361,373	322,676
Workmen Compensation Insurance	233,670	214,934
Personal Accident Insurance	736,579	444,291
Product Liability Insurance	215,806	154,867
Health Insurance	4,014,899	2,653,939
Crop Insurance	2,579,933	2,672,134
Other Insurance	1,289,830	1,127,934
Investments	-	-
Total	56,550,042	48,150,373
Add: Unallocable Liabilities	10,283,589	6,964,235
Total	66,833,631	55,114,607
Cost incurred to acquire segment assets (Fixed Assets):		
Fire Insurance	-	-
Marine Insurance	-	-
Motor Insurance	-	-
Engineering Insurance	-	-
Workmen Compensation Insurance	-	-
Personal Accident Insurance	-	-
Product Liability Insurance	-	-
Health Insurance	-	-
Crop	-	-
Other Insurance	-	-
Investments	-	-
Total	-	-
Add: Unallocable Fixed assets	146,315	178,815
Total	146,315	178,815
Amount of expenses included in segment result for depreciation and amortisation in respect of assets:		
	Year ended 31st March, 2018	Year ended 31st March, 2017
Fire Insurance	1,500	1,308
Marine Insurance	1,900	1,611
Motor Insurance - OD	40,608	32,414
Motor Insurance - TP	40,931	30,630
Engineering Insurance	602	419
Workmen Compensation Insurance	899	806
Personal Accident Insurance	2,178	1,295
Product Liability Insurance	622	454
Health Insurance	19,663	13,557
Crop	5,290	13,203
Other Insurance	2,920	2,183
Investments	-	-
Total	117,113	97,879
Add: Unallocable Expenses	-	-
Total	117,113	97,879

Assets and Liabilities of the Company, which are not identifiable with any of the segment, have been classified as Unallocable.

b) Geographical Segment

Since the Company's entire business is conducted within India, there is no reportable Geographical Segmentation for the year.

3. Accounting Standard-18 “Related Party Disclosures”

The transactions between the company and its related parties during the year are as under:

(₹ in '000)

Name of the Related Parties	Nature of Related Party Relationship	Description of Nature of Transactions	Year ended 31.3.2018	Year ended 31.3.2017
Indian Farmers Fertiliser Cooperative. Ltd	Promoters with more than 20% Voting rights	Premium accounted from direct business	674,765	644,605
		Claims paid on direct basis	127,699	81,073
		Payment of Rent and other expenses	193,299	230,738
		Deposit of Insurance Premium	2,500	2,500
		Amount Payable/(Receivable) at the Balance Sheet Date	576	317
Indian Potash Limited	Associate of Promoters with more than 20% Voting rights	Premium accounted from direct business	79,904	53,340
		Claim paid on direct basis	92,864	65,967
		Deposit of Insurance Premium	100	100
		Amount Payable/(Receivable) at the Balance Sheet Date	(150)	(150)
Tokio Marine Asia Pte Ltd (formerly Millea Asia Pte Ltd)	Promoters with more than 20% Voting rights	Payment of Professional Fee	-	2,080
		Claim/Reimbursement of Expenses	81	1,030
		Payment of Fee	3,002	1,000
Tokio Marine & Nichido Fire Insurance Co Ltd	Associate of Promoters with more than 20% Voting rights	Premium on Cession of Re-insurance Premium	310,479	336,927
		Commission Earned on Premium Ceded	78,858	79,958
		Losses Recovered from Re-insurer	885,762	591,878
		Claim/Reimbursement of Expenses	124	-
		Payment of Fees	-	-
		Amount Payable/(Receivable) at the Balance Sheet Date	(116,769)	(75,982)
Tokio Marine Kiln Singapore Pte Ltd	Associate of Promoters with more than 20% Voting rights	Premium on Cession of Re-insurance Premium	76	1,922
		Commission Earned on Premium Ceded	4	478
		Losses Recovered from Re-insurer	-	294
		Amount Payable/(Receivable) at the Balance Sheet Date	(1770)	(1,653)
Tokio Marine Insurance Singapore Ltd	Associate of Promoters with more than 20% Voting rights	Premium on Cession of Re-insurance Premium	182,778	151,695
		Commission Earned on Premium Ceded	16,420	21,393
		Losses Recovered from Re-insurer	64,880	46,763
		Amount Payable/(Receivable) at the Balance Sheet Date	11,147	34,101
		Claim/Reimbursement of Expenses	-	77
		Payment of Fee	-	374
Tokio Marine Europe Insurance Ltd.	Associate of Promoters with more than 20% Voting rights	Premium on Cession of Re-insurance Premium	-	-
		Commission Earned on Premium Ceded	-	-
		Amount Payable/(Receivable) at the Balance Sheet Date	116	116
Tokio Marine Kiln Syndicate	Associate of Promoters with more than 20% Voting rights	Premium on Cession of Re-insurance Premium	777	-
		Commission Earned on Premium Ceded	39	-
		Losses Recovered from Re-insurer	374	-
		Amount Payable/(Receivable) at the Balance Sheet Date	(135)	-
Tokio Marine HCC	Associate of Promoters with more than 20% Voting rights	Premium on Cession of Re-insurance Premium	23,872	11,778
		Commission Earned on Premium Ceded	3,788	2,346
		Amount Payable/(Receivable) at the Balance Sheet Date	13,072	6,300
Tokio Marine & Nichido Risk Consulting Co. Ltd.	Associate of Promoters with more than 20% Voting rights	Payment of Fee	-	967
Tokio Marine Insurance (Malaysia) Behard	Associate of Promoters with more than 20% Voting rights	Claim/Reimbursement of Expenses	43	55
		Payment of Fee	69	598
PT Asuransi Tokio Marine Indonesia	Associate of Promoters with more than 20% Voting rights	Claim/Reimbursement of Expenses	-	291
		Payment of Fee	121	145
Tokio Marine Services Europe Ltd.	Associate of Promoters with more than 20% Voting rights	Claim/Reimbursement of Expenses	-	-
		Payment of Fee	-	16

TM Claim Services Inc.	Associate of Promoters with more than 20% Voting rights	Claim/Reimbursement of Expenses	10,192	10,190
		Payment of Fee	2,495	3,047
Tokio Marine Management Australasia Pty Ltd.	Associate of Promoters with more than 20% Voting rights	Claim/Reimbursement of Expenses	3,023	1,115
		Payment of Fee	339	555
The Tokio Marine Claim Services Co Ltd	Associate of Promoters with more than 20% Voting rights	Claim/Reimbursement of Expenses	-	449
		Payment of Fee	16	85
TM Claim Service Asia PTE Ltd.	Associate of Promoters with more than 20% Voting rights	Claim/Reimbursement of Expenses	-	121
		Payment of Fee	793	513
TM Claim Service Europe Ltd.	Associate of Promoters with more than 20% Voting rights	Claim/Reimbursement of Expenses	10,069	1,946
		Payment of Fee	2,230	3,534
Tokio Marine Insurance (Thailand) Public Co. Ltd	Associate of Promoters with more than 20% Voting rights	Claim/Reimbursement of Expenses	1,020	359
		Payment of Fee	2,590	-
IFFCO Ebazar Ltd	Associate of Promoters with more than 20% Voting rights	Premium accounted from direct business	484	86
		Claims paid on direct basis	202	15
IFFCO Kisan Sanchar Ltd.	Associate of Promoters with more than 20% Voting rights	Premium accounted from direct business	4,035	1,937
		Claims paid on direct basis	2,299	2,458
K. Srinivasa Gowda	Chairman	Payment of Rent on office Building	6,120	4,800
		Honorarium Charges	600	600
IFFCO-TOKIO Insurance Services Ltd	Subsidiary of the Company with 100% Voting Rights	Premium accounted from direct business	5,317	4,718
		Claims paid on direct basis	3,174	4,588
		Recovery of Expenses	10,883	8,950
		Payment of - Commission	63,441	55,836
		Payment of Service Charges	797,213	724,112
		Amount Payable/(Receivable) at the Balance Sheet Date	2,953	18,858
IFFCO Kisan Bazar & Logistics Ltd.	Associate of Promoters with more than 20% Voting rights	Premium accounted from direct business	1,300	1,267
IFFCO MC Crop Science Ltd.	Associate of Promoters with more than 20% Voting rights	Premium accounted from direct business	4,373	1,684
		Claims paid on direct basis	203	24
IFFCO Kisan SEZ Ltd.	Associate of Promoters with more than 20% Voting rights	Premium accounted from direct business	719	199
		Claims paid on direct basis	5	502
Indian Farm Forestry Development Cooperative Ltd.	Associate of Promoters with more than 20% Voting rights	Premium accounted from direct business	1,847	1,086
		Claims paid on direct basis	30	223
		Payment for CSR activity- IFFDC being implementation agency	44,500	18,273
IFFCO Chhattisgarh Power Limited	Associate of Promoters with more than 20% Voting rights	Premium accounted from direct business	226	440
		Claims paid on direct basis	149	117

Yogesh Lohiya	Managing Director & Chief Executive Officer (Upto 14.02.2017)	Remuneration-Key Management Personnel	-	14,700
Warendra Sinha	Managing Director & Chief Executive Officer (w.e.f 28.03.2017)		14,905	143
H.O. Suri	Director-Marketing		6,382	5,723
Jun Matsui	Director-Operations (w.e.f 30.01.2018)		1,269*	Nil
Hiroshi Yasui	Director-Operations (upto 30.01.2018)		4,978	5,340
Sanjeev Chopra	Chief Financial Officer		5,679	4,169
Amit Jain	Company Secretary		3,545	2,746

* Includes salary drawn by Mr. Jun Matsui as OSD (Officer on Special Duty) for period from 1.01.2018 to 29.01.2018.

4. Accounting Standard-19 "Leases"

In respect of premises taken on operating lease,

- (i) Amount recovered/recoverable and appearing in the revenue account in regard to sub leases is ₹ 5,058 thousand. (Previous year ₹ 4,082 thousand).
- (ii) In respect of premises taken on operating lease, the lease arrangements are generally mutually renewable/cancellable by the lessor/lessee.
- (iii) In respect of premises taken on operating lease, total of future minimum lease payments under non-cancellable operating lease and amount recognized in P&L account is as under:-

(₹ in '000)

Particulars	Year ended 31.3.2018	Year ended 31.3.2017
Not later than one year	291,396	271,229
Later than one year and not later than five years	690,100	541,159
Later than five years	112,983	236,280
Lease payment recognized in P&L account	345,231	360,305

5. Accounting Standard -20 "Earnings Per Share"

S. No.	Particulars	Year ended 31.3.2018	Year ended 31.3.2017
a)	Net Profit available for Equity Shareholders (₹ '000)	1,892,890	4,268,178
b)	Weighted Average number of Equity Shares outstanding during the year (No. of Units in thousand)	269,322	269,322
c)	Basic and Diluted Earning per Share (Equity Share of Face Value of ₹10/- each)	7.03	15.85

6. Accounting Standard -22 "Accounting for taxes on income"

The break up of deferred tax assets and liabilities into major components at the year end is as below:

(₹ in '000)

Particulars	Year ended 31.3.2018		Year ended 31.3.2017	
	Liabilities	Assets	Liabilities	Assets
Depreciation	-	19,590	-	22,700
Expenditure accrued but not deductible for tax purposes, allowable on actual payment	-	117,223	-	185,000
Unexpired Risk reserve provided in excess of limit specified in Income Tax Act.	-	31,687	-	38,000
Total	-	168,500	-	245,700
Net Deferred tax asset	-	168,500	-	245,700

Net decrease in Deferred Tax asset for the year is ₹ 77,200 thousand has been recognized in the Profit & Loss Account (previous year increase of ₹ 82,400 Thousand).

III. Other Notes

1. Disclosure for CSR

- Gross amount required to be spent by the Company during the year is ₹ 77,855 thousand.
- Amount spent during the year is ₹ 57,783 thousand

(₹ in '000)

S. No.	Particulars	Paid	Yet to be paid	Total
(i)	Construction/acquisition of any asset	54,000	-	54,000
(ii)	On purchases other than (i) above	3,783	-	3,783

- On the basis of information received from 'enterprises' regarding their status under the Micro, Small and Medium Enterprises Development Act, 2006 there is no Micro, Small and Medium Enterprises to which the Company owes dues, which are outstanding for more than 45 days during the year ended 31.03.2018 and hence disclosure relating to amounts unpaid as at the year end together with interest paid/payable as required under the said Act have not been given.

For and on behalf of Board of Directors

K. Srinivasa Gowda
Chairman (DIN 00059811)

Warendra Sinha
Managing Director (DIN 03518403)

H.O. Suri
Director (DIN 06416615)

Jun Matsui
Director (DIN 0008018422)

Sanjeev Chopra
Chief Financial Officer

Amit Jain
Company Secretary

Place : New Delhi
Dated : 08th May, 2018

IFFCO-TOKIO

MANAGEMENT REPORT

As required by the IRDAI (Preparation of Financial Statements and Auditor's Report of Insurance Companies) Regulations' 2002, the following Management Report for the year ended 31st March, 2018 is submitted.

1. The Company received regulatory approval for carrying general insurance business in India vide Registration Number 106 dated 04th December, 2000. It is confirmed that the registration granted to the Company by the IRDAI is valid.
2. It is confirmed that all the dues payable to the statutory authorities upto 31st March, 2018 were duly paid.
3. The shareholding pattern as on 31st March, 2018 was as under which is in accordance with the statutory requirements:

Shareholders	Year ended 31 st March, 2018		Year ended 31 st March, 2017	
	₹ In Crore	%	₹ In Crore	%
Indian:				
Indian Farmers Fertiliser Cooperative Ltd.	137.35	51.00	195.63	72.64
Indian Potash Ltd.	-	-	3.66	1.36
Sub-Total	137.35	51.00	199.29	74.00
Foreign:				
Tokio Marine Asia Pte. Ltd.	131.97	49.00	70.03	26.00
Total	269.32	100.00	269.32	100.00

During the year, Indian Farmers Fertiliser Cooperative Ltd. and Indian Potash Ltd. have sold shareholding of 21.64% and 1.36% respectively to Tokio Marine Asia Pte. Ltd. As a result, the shareholding percentage of Tokio Marine Asia Pte. Ltd. has increased to 49% as compared to 26% last year. The transfer of shareholding was in accordance with statutory and regulatory provisions.

4. It is confirmed that no part of funds of the Policyholders were directly or indirectly invested outside India during the year.
5. It is confirmed that solvency margin, as required under the Insurance Act'1938, IRDAI Act'1999 and Regulations made there under, has been maintained.
6. It is certified that the value of the assets have been reviewed on the date of the Balance Sheet and that in the opinion of the management, the assets set forth in the Balance Sheet as on 31st March, 2018 are shown in the aggregate at amounts not exceeding their realizable or market value except investment in subsidiary and debt securities which are measured at cost/amortized cost.
7. The Company has varied risk exposure in different classes of business depending upon the risk hazard and retention capacity of the Company. On overall basis Company is exposed to catastrophe risks. The Company has a strategy to have an effective control on overall risk exposure by working out accumulations per vessel in marine class of business and on geographical basis for property business. The Company has filed its reinsurance program with IRDAI as required by its regulations. The Company also has Excess of Loss and Catastrophic Cover in accordance with the program filed with IRDAI.
8. It is certified that there were no operations of the company in any other country during the year ended 31st March, 2018.

9. The details required under the IRDAI Regulations are annexed to this report as below: -
- Ageing analysis of claims outstanding during the preceding five years, please refer Annexure 1.
 - Average claims settlement time during the preceding five years, please refer Annexure 2.
 - Details of claims intimated, please refer Annexure 3.
10. The investments of the Company are mainly in debt securities including Government Securities. As per accounting policy adopted for valuation, debt securities including Government Securities are considered as held to maturity investments and valued at cost subject to amortization. The other investments are measured as below: -
- Investments in units of mutual funds are valued at Net Asset Value (NAV)
 - Equity securities listed and actively traded are stated at fair value, being the last quoted closing price on the National Stock Exchange (NSE). However, in case of any stock not being listed at NSE, the same is valued based on the last quoted closing price on Bombay Stock Exchange (BSE).
 - Any unrealized gain/loss arising due to change in fair value of mutual fund investments and listed equity shares is accounted in 'Fair Value Change Account' and carried forward in the Balance Sheet and is not available for distribution.

The market value of the investments has been ascertained on the basis of the guidelines issued by IRDAI and the same is given hereunder:

(₹ in Lakh)

S. No.	Particulars	Government Securities	Bonds	Mutual Fund	Equity
1.	Acquisition Cost of Securities held	232,138	475,625	10,056	475
2.	Amortized value of securities as at 31.03.2018	230,332	474,042	10,056	475
3.	Market Value of securities as at 31.03.2018	222,526	468,278	10,072	401
4.	Value as appearing in the balance sheet	230,332	474,042	10,072	401

11. The investments held by the Company carry maximum liquidity since these are normally traded in the secondary market and have adequate safety in terms of recovery of principal and interest. During the year, the Company earned an Investment income of ₹ 534.90 crore (Previous year ₹ 713.11 crore).
12. The management of the Company certifies that: -
- In preparation of financial statements, the applicable accounting standards, principles and policies have been followed and there is no material departure as compared to previous year.
 - The Management has adopted accounting policies and followed them consistently and made judgments and estimates that are reasonable and prudent so as to give a true and fair view of the state of affairs of the Company at the end of financial year and of the operating profit of the revenue accounts and of profit for the year ended on that date.

- c) The Management has taken proper and sufficient care for the maintenance of adequate accounting records in accordance with the applicable provisions of the Insurance Act, 1938, the Companies Act, 2013 for safeguarding the assets of the Company and for preventing and detecting fraud and other irregularities.
- d) The Management has prepared the Financial Statement on a going concern basis.
- e) The Management has an Internal Audit system commensurate with the size and nature of its business, which is in effective operation during the year.

13. Payments made to companies and organizations in which directors are interested are as under:

(₹ in '000)

S. No.	Name of the Director	Entity in which Director is Interested	Interested as	Year ended 31 st March, 2018	Year ended 31 st March, 2017
1	Dr. U.S. Awasthi Mr. Rakesh Kapur	Indian Farmers Fertiliser Cooperative Ltd.	Managing Director Jt. Managing Director	320,998	311,811
2	Dr. P.S. Gahlaut	Indian Potash Ltd.	Managing Director	92,864	65,967
3	Mr. Rakesh Kapur	IFFCO Kisan Sanchar Ltd.	Managing Director	2,299	2,458
		IFFCO Kisan SEZ Ltd.	Managing Director	5	502

For and on behalf of Board of Directors

K. Srinivasa Gowda
Chairman (DIN 00059811)

Warendra Sinha
Managing Director (DIN 03518403)

H.O. Suri
Director (DIN 06416615)

Jun Matsui
Director (DIN 0008018422)

Sanjeev Chopra
Chief Financial Officer

Amit Jain
Company Secretary

Place : New Delhi
Date : 08th May, 2018

Annexure 1

Ageing of Claims Outstanding during the Preceding Five Years

Segment	Year ending 31 st March, 2018											
	Claims Outstanding (₹ in '000)						No. of Claims Outstanding					
	Less than 30 Days	30 Days to 6 Months	6 Months to 1 Year	1 Year to 5 Years	5 Years and Above	Total	Less than 30 Days	30 Days to 6 Months	6 Months to 1 Year	1 Year to 5 Years	5 Years and Above	Total
Fire	44,823	55,17,550	10,96,036	13,27,401	2,81,974	82,67,783	20	93	173	481	636	1,403
Marine Cargo	28,953	1,57,686	94,562	2,75,495	70,336	6,27,032	124	517	259	360	252	1,512
Marine Hull	3,930	5,90,110	2,724	32,570	87,714	7,17,047	4	3	5	3	48	63
Motor – OD	4,03,757	7,92,902	3,20,261	2,92,098	17,408	18,26,427	6,436	6,845	2,246	1,286	255	17,068
Motor – TP	74,984	1,91,052	9,19,559	72,80,744	20,15,030	1,04,81,369	4	778	3,541	23,716	9,212	37,251
Engineering	16,913	1,29,727	1,40,063	3,19,937	1,75,548	7,82,187	33	225	105	295	639	1,297
Aviation	-	-	-	1,230	2,37,730	2,38,960	-	-	-	3	17	20
Workmen Compensation	8,466	15,864	7,678	15,615	5,259	52,883	66	159	48	67	38	378
Personal Accident	18,529	1,46,324	28,207	22,090	2,369	2,17,520	167	698	299	267	85	1,516
Product/Public Liability	100	16,477	22,409	41,956	14,047	94,990	4	23	27	85	41	180
Health	1,95,708	2,76,309	28,329	2,02,808	2,401	7,05,555	6,172	7,608	966	12,560	21	27,327
Crop	-	1,18,09,481	-	9,24,099	54,047	1,27,87,626	-	24	-	336	1	361
Other Misc.	52,800	4,37,296	2,39,320	3,80,033	98,577	12,08,026	144	963	673	453	125	2,358
Total	8,48,964	2,00,80,777	28,99,147	1,11,16,076	30,62,440	3,80,07,405	13,174	17,936	8,342	39,912	11,370	90,734

Segment	Year ending 31 st March, 2017											
	Claims Outstanding (₹ in '000)						No. of Claims Outstanding					
	Less than 30 Days	30 Days to 6 Months	6 Months to 1 Year	1 Year to 5 Years	5 Years and Above	Total	Less than 30 Days	30 Days to 6 Months	6 Months to 1 Year	1 Year to 5 Years	5 Years and Above	Total
Fire	36,269	1,482,107	870,650	1,202,709	235,593	3,827,328	15	151	132	491	509	1,298
Marine Cargo	92,286	418,969	112,149	214,930	174,303	1,012,637	192	677	380	395	245	1,889
Marine Hull	-	22,642	3,400	157,552	88,455	272,050	-	5	5	5	49	64
Motor – OD	349,139	810,308	251,623	116,715	11,134	1,538,919	7,831	9,117	2,315	894	126	20,283
Motor – TP	57,590	240,309	962,608	5,940,902	1,941,965	9,143,374	10	954	3,959	22,520	9,989	37,432
Engineering	159,881	166,276	144,215	315,762	145,354	931,487	47	191	86	474	404	1,202
Aviation	-	-	-	1,246	238,227	239,473	-	-	-	4	23	27
Workmen Compensation	3,834	20,331	15,716	14,135	5,929	59,946	59	135	68	74	34	370
Personal Accident	11,247	38,627	58,131	28,021	1,460	137,486	145	457	605	476	83	1,766
Product/Public Liability	12,598	28,539	17,426	63,552	37,105	159,220	5	23	23	54	46	151
Health	354,864	440,201	141,438	114,528	734	1,051,764	13,124	51,461	14,423	1,544	4	80,556
Crop	704,425	4,720,618	557,834	590,219	25	6,573,121	1	52	30	104	1	187
Other Misc.	18,936	190,722	202,449	230,179	51,065	693,352	115	521	286	311	95	1,328
Total	1,801,068	8,579,648	3,337,639	8,990,451	2,931,349	25,640,156	21,544	63,744	22,312	27,346	11,608	146,553

Segment	Year ending 31 st March, 2016											
	Claims Outstanding (₹ in '000)						No. of Claims Outstanding					
	Less than 30 Days	30 Days to 6 Months	6 Months to 1 Year	1 Year to 5 Years	5 Years and Above	Total	Less than 30 Days	30 Days to 6 Months	6 Months to 1 Year	1 Year to 5 Years	5 Years and Above	Total
Fire	41,501	704,405	301,030	925,254	201,648	2,173,838	13	127	146	542	389	1,217
Marine Cargo	22,860	249,354	94,198	192,474	101,589	660,475	118	566	255	350	231	1,520
Marine Hull	-	600	63,600	72,608	76,746	213,554	-	2	4	16	45	67
Motor – OD	233,571	474,692	127,397	60,150	3,851	899,660	6,500	5,530	910	428	81	13,449
Motor – TP	10,894	149,681	846,758	4,466,962	1,619,995	7,094,290	6	648	3,263	19,099	9,465	32,481
Engineering	17,663	169,980	178,460	291,983	149,753	807,840	27	147	71	559	298	1,102
Aviation	965	-	96	5,057	274,546	280,664	1	-	2	7	18	28
Workmen Compensation	3,633	18,823	9,072	22,602	6,492	60,623	33	164	44	80	30	351
Personal Accident	5,630	30,743	18,198	27,575	14,386	96,532	94	408	250	445	87	1,284
Product/Public Liability	-	8,274	61,342	54,091	767,485	891,193	-	14	43	25	53	135
Health	174,975	270,446	29,785	59,662	1,657	536,525	9,113	21,374	1,104	751	19	32,361
Crop	-	395,070	1,760	587,709	25	984,564	-	16	3	106	1	126
Other Misc.	26,268	153,149	149,854	194,865	115,916	640,051	155	372	190	319	72	1,108
Total	537,960	2,625,217	1,881,550	6,960,992	3,334,089	15,339,808	16,059	29,368	6,285	22,727	10,790	85,229

Segment	Year ending 31 st March, 2015											
	Claims Outstanding (₹ in '000)						No. of Claims Outstanding					
	Less than 30 Days	30 Days to 6 Months	6 Months to 1 Year	1 Year to 5 Years	5 Years and Above	Total	Less than 30 Days	30 Days to 6 Months	6 Months to 1 Year	1 Year to 5 Years	5 Years and Above	Total
Fire	60,184	482,737	591,664	1,767,404	197,458	3,099,447	15	88	162	759	165	1,189
Marine Cargo	527,180	130,985	77,840	217,181	101,859	1,055,044	126	552	196	153	218	1,245
Marine Hull	800	10,907	73,519	39,592	58,765	183,584	1	7	7	23	34	72
Motor – OD	241,658	472,279	194,369	91,063	3,946	1,003,316	6,505	6,921	1,686	660	76	15,848
Motor – TP	9,594	178,737	636,424	4,416,499	1,376,709	6,617,963	8	766	2,748	20,086	9,090	32,698
Engineering	11,443	90,431	78,548	718,221	141,485	1,040,128	16	119	66	655	173	1,029
Aviation	196	1,486	-	251,270	33,896	286,848	4	5	-	34	17	60
Workmen Compensation	3,251	11,066	6,169	18,048	3,153	41,687	30	136	44	71	25	306
Personal Accident	4,510	26,599	23,891	36,351	1,008	92,359	82	484	357	367	108	1,398
Product/Public Liability	1,100	910	170	51,280	10,461	63,921	1	5	1	28	16	51
Health	138,448	144,231	34,127	85,113	1,578	403,497	2,443	3,166	809	762	15	7,195
Other Misc. including Crop	755,979	434,137	520,049	1,300,052	542,221	3,552,438	125	386	221	344	65	1,141
Total	1,754,343	1,984,506	2,236,768	8,992,074	2,472,541	17,440,232	9,356	12,635	6,297	23,942	10,002	62,232

Segment	Year ending 31 st March, 2014											
	Claims Outstanding (₹ in 000)						No. of Claims Outstanding					
	Less than 30 Days	30 Days to 6 Months	6 Months to 1 Year	1 Year to 5 Years	5 Years and Above	Total	Less than 30 Days	30 Days to 6 Months	6 Months to 1 Year	1 Year to 5 Years	5 Years and Above	Total
Fire	168,815	373,920	621,677	1,404,013	194,135	2,762,561	50	113	183	711	97	1,154
Marine Cargo	60,301	101,328	78,443	317,348	50,039	607,458	138	374	121	203	204	1,040
Marine Hull	485	1,390	34,642	205,630	44,134	286,280	2	5	10	43	20	80
Motor – OD	240,958	492,797	220,810	89,570	12,059	1,056,194	7,047	6,434	1,525	669	84	15,759
Motor – TP	19,602	144,435	712,235	4,398,685	1,221,347	6,496,305	3	714	3,254	21,469	8,133	33,573
Engineering	27,114	105,810	363,912	506,435	27,879	1,031,150	20	125	156	726	85	1,112
Aviation	5,654	-	-	294,799	4,206	304,660	-	-	-	79	4	83
Workmen Compensation	921	11,323	10,741	14,495	2,925	40,404	18	108	58	60	23	267
Personal Accident	9,907	36,103	32,920	30,594	1,231	110,754	68	551	536	239	129	1,523
Product/Public Liability	-	3,301	18,887	100,089	9,486	131,763	-	8	9	47	27	91
Health	135,784	166,769	16,378	14,635	2,355	335,921	777	864	238	213	17	2,109
Other Misc. including Crop	208,214	474,499	702,243	751,536	18,992	2,155,485	94	262	213	218	52	839
Total	877,755	1,911,674	2,812,888	8,127,828	1,588,789	15,318,934	8,217	9,558	6,303	24,677	8,875	57,630

Annexure 2

Details of Average Claim Settlement Time for the Preceding Five Years

Period	For the year ended March 31, 2018		For the year ended March 31, 2017		For the year ended March 31, 2016		For the year ended March 31, 2015		For the year ended March 31, 2014	
	No. of claims settled	Average Settlement time (Days)	No. of claims settled	Average Settlement time (Days)	No. of claims settled	Average Settlement time (Days)	No. of claims settled	Average Settlement time (Days)	No. of claims settled	Average Settlement time (Days)
Fire	1,020	225	1,146	217	876	217	792	273	844	273
Marine Cargo	17,692	62	19,342	57	20,347	47	16,458	52	14,898	52
Marine Hull	16	519	24	501	16	387	39	485	22	485
Motor - OD	4,04,295	44	4,01,223	48	3,39,327	39	3,36,751	40	2,98,753	41
Motor TP	18,323	779	13,671	675	14,962	639	13,232	666	11,434	689
Engineering	1,470	144	1,016	197	904	187	872	243	995	243
Aviation	10	2,243	3	2,305	37	903	27	896	109	896
Workmen Compensation	562	274	456	308	305	277	399	161	161	161
Personal Accident	4,968	171	4,231	185	3,919	188	3,562	211	2,931	213
Product/Public Liability	51	1,306	38	578	48	427	25	789	47	831
Health	2,90,793	83	3,04,965	91	2,02,556	61	73,723	56	22,614	59
Crop	2,071	46	334	90	682	68	203	130	415	147
Other Misc	12,624	67	7,601	85	5,659	89	4,437	112	3,293	108

Note:

- 1) The above ageing does not include Motor third party claims which have to be settled through MACT and other judicial bodies.
- 2) Settlement delay is calculated from date of reporting.

Annexure 3

Details of Claims Intimated for Preceding Five Years

(₹ In '000)

Period	For the year ended March 31, 2018		For the year ended March 31, 2017		For the year ended March 31, 2016		For the year ended March 31, 2015		For the year ended March 31, 2014	
Product	Claims Intimated	Amount	Claims Intimated	Amount	Claims Intimated	Amount	Claims Intimated	Amount	Claims Intimated	Amount
Fire	1,203	3,41,351	1,347	4,20,047	1,178	3,25,691	902	2,75,636	1,149	3,77,737
Marine Cargo	18,424	5,48,221	20,808	6,37,217	21,333	5,49,604	17,284	5,04,219	15,111	4,62,208
Marine Hull	19	8,966	24	19,738	17	32,365	34	18,146	47	18,550
Motor - OD	4,15,828	62,59,841	4,19,915	71,97,864	3,48,683	69,32,784	3,49,021	55,85,795	3,04,469	49,99,004
Motor - TP	19,182	31,56,926	19,395	36,52,900	16,507	31,01,852	15,074	27,72,694	13,464	22,31,984
Engineering	1,790	1,64,446	1,196	2,01,540	1,034	1,42,935	853	1,49,976	1,214	3,43,635
Aviation	-	-	-	-	11	175	29	816	151	7,039
Workmen Compensation	1,247	89,499	1,075	84,174	798	53,610	769	41,355	465	37,663
Personal Accident	6,164	4,80,073	6,399	4,18,644	5,258	2,40,670	4,442	2,18,660	4,714	2,40,293
Product/Public Liability	107	42,313	94	42,228	123	53,895	47	18,428	43	8,235
Health	2,87,777	52,56,513	4,26,660	58,88,959	2,46,521	49,06,506	90,022	32,62,105	30,252	34,25,698
Crop	2,394	44,37,638	383	27,99,274	683	5,69,422	235	2,74,738	436	6,83,406
Other Misc	15,102	7,51,221	8,926	5,67,821	6,451	4,75,104	5,119	4,78,234	3,815	3,27,367

AUDITORS' REPORT

ON THE CONSOLIDATED
FINANCIAL STATEMENTS

TO THE MEMBERS OF IFFCO TOKIO GENERAL INSURANCE COMPANY LIMITED

Report on the Consolidated Financial Statements

We have audited the accompanying consolidated financial statements of **IFFCO TOKIO GENERAL INSURANCE COMPANY LIMITED** (hereinafter referred to as “the Holding Company”) and its subsidiary (the Holding Company and its subsidiary together referred to as “the Group”) comprising of the Consolidated Balance Sheet as at 31st March, 2018, the Consolidated Revenue Accounts of Fire, Marine and Miscellaneous Insurance (collectively known as the 'Consolidated Revenue Accounts'), the Consolidated Profit and Loss Account, the Consolidated Receipts and Payments Account for the year then ended, and a summary of the significant accounting policies and other explanatory information (hereinafter referred to as “the consolidated financial statements”).

Management's Responsibility for the Consolidated Financial Statements

The Holding Company's Board of Directors is responsible for the preparation of these consolidated financial statements in terms of the requirements of the Companies Act, 2013 (hereinafter referred to as “the Act”) that give a true and fair view of the consolidated financial position, consolidated financial performance and consolidated receipts and payments of the Group in accordance with the accounting principles generally accepted in India, Insurance Act, 1938, Insurance Regulatory and Development Authority (Preparation of Financial Statements and Auditor's Report of Insurance Companies) Regulations, 2002 (the Regulations') including the Accounting Standards specified under Section 133 of the Act, read with Rule 7 of the Companies (Accounts) Rules, 2016. The respective Board of Directors of the companies included in the Group are responsible for maintenance of adequate accounting records in accordance with the provisions of the Act for safeguarding the assets of the Group and for preventing and detecting frauds and other irregularities; the selection and application of appropriate accounting policies; making judgments and estimates that are reasonable and prudent; and the design, implementation and maintenance of adequate internal financial controls, that were operating

effectively for ensuring the accuracy and completeness of the accounting records, relevant to the preparation and presentation of the financial statements that give a true and fair view and are free from material misstatement, whether due to fraud or error, which have been used for the purpose of preparation of the consolidated financial statements by the Directors of the Holding Company, as aforesaid.

Auditor's Responsibility

Our responsibility is to express an opinion on these consolidated financial statements based on our audit. While conducting the audit, we have taken into account the provisions of the Act, the accounting and auditing standards and matters which are required to be included in the audit report under the provisions of the Act and the Rules made there under.

We conducted our audit in accordance with the Standards on Auditing specified under Section 143(10) of the Act. Those Standards require that we comply with ethical requirements and plan and perform the audit to obtain reasonable assurance about whether the consolidated financial statements are free from material misstatement.

An audit involves performing procedures to obtain audit evidence about the amounts and the disclosures in the consolidated financial statements. The procedures selected depend on the auditor's judgment, including the assessment of the risks of material misstatement of the consolidated financial statements, whether due to fraud or error. In making those risk assessments, the auditor considers internal financial control relevant to the Holding Company's preparation of the consolidated financial statements that give a true and fair view in order to design audit procedures that are appropriate in the circumstances but not for the purpose of expressing an opinion on whether the Holding Company has an adequate internal financial controls system over financial reporting in place and the operating effectiveness of such controls. An audit also includes evaluating the appropriateness of the accounting policies used and the reasonableness of the accounting estimates made by the Holding Company's Board of Directors, as well as evaluating the overall presentation of the consolidated financial statements.

We believe that the audit evidence obtained by us and the audit evidence obtained by the other auditor in terms of their report referred to in the Other Matters paragraph below, is sufficient and appropriate to provide a basis for our audit opinion on the consolidated financial statements.

Opinion

In our opinion and to the best of our information and according to the explanations given to us, the aforesaid consolidated financial statements give the information required by the Act in the manner so required and give a true and fair view in conformity with the accounting principles generally accepted in India, of the Consolidated state of affairs of the Group, as at 31st March, 2018, Its surplus in the Consolidated Revenue Accounts, its Consolidated Profit and its Consolidated Receipts and Payments Account for the year ended on that date.

Other Matters

(a) We did not audit the financial statements/ financial information of subsidiary, whose financial statements/financial information reflect total assets of ₹ 19.60 crore as at 31st March, 2018, total revenues of ₹ 86.34 crore and net cash receipts amounting to ₹ (0.65) crore for the year ended on that date, as considered in the consolidated financial statements. These financial statements/ financial information have been audited by other auditor whose report has been furnished to us by the Management and our opinion on the consolidated financial statements, in so far as it relates to the amounts and disclosures included in respect of subsidiary and our report in terms of sub-sections (3) and (11) of Section 143 of the Act, insofar as it relates to the aforesaid subsidiary, is based solely on the report of the other auditor.

Our opinion on the consolidated financial statements, and our report on Other Legal and Regulatory Requirements below, is not modified in respect of the above matters with respect to our reliance on the work done and the report of the other auditor.

Report on Other Legal and Regulatory Requirements

1. As required by Section 143(3) of the Act, we report, to the extent applicable, that:
 - (a) We have sought and obtained all the information and explanations which to the best of our knowledge and belief were necessary for the purposes of our audit of the aforesaid consolidated financial statements.
 - (b) In our opinion, proper books of account as required by law relating to preparation of the aforesaid consolidated financial statements have been kept so far as it appears from our examination of those books and the reports of the other auditor.
 - (c) The Consolidated Balance Sheet, the Consolidated Revenue Accounts, the Consolidated Profit and Loss Account and the Consolidated Receipts and Payments Account dealt with by this Report are in agreement with the relevant books of account maintained for the purpose of preparation of the consolidated financial statements.
 - (d) In our opinion, the aforesaid consolidated financial statements comply with the Accounting Standards specified under Section 133 of the Act, read with Rule 7 of the Companies (Accounts) Rules, 2016 to the extent applicable.
 - (e) On the basis of the written representations received from the directors of the Holding Company as on 31st March, 2018 taken on record by the Board of Directors of the Holding Company and the report of the statutory auditor of its subsidiary company, none of the directors of the Group companies is disqualified as on 31st March, 2018 from being appointed as a director in terms of Section 164(2) of the Act.
 - (f) With respect to the adequacy of the internal financial controls over financial reporting of the Company (“the Group”) and the operating effectiveness of such controls, refer to our separate report in **Annexure-A**.

- (g) With respect to the other matters to be included in the Auditor's Report in accordance with Rule 11 of the Companies (Audit and Auditor's) Rules, 2016, in our opinion and to the best of our information and according to the explanations given to us:
- i. The consolidated financial statements disclose the impact of pending litigations on the notes to consolidated financial position of the Group.
 - ii. The Group did not have any material foreseeable losses on long-term contracts including derivative contracts.
 - iii. There were no amounts which were required to be transferred to the Investor Education and Protection Fund by the Holding Company, and its subsidiary company.

For S.K. Mittal & Co.
Chartered Accountants
FRN 001135N

S.K. Mittal
Partner
M.No. 8506

Place : New Delhi
Date : 08th May, 2018

For J.C. Bhalla & Co.
Chartered Accountants
FRN 001111N

Rajesh Sethi
Partner
M.No. 85669

ANNEXURE 'A'

The Annexure referred to in paragraph 2(f) of Report on Other Legal and Regulatory Requirements of our Report of even date to the members of IFFCO TOKIO General Insurance Company Limited ("the Group") on the Internal Financial Controls required under Clause (i) of Sub-section 3 of Section 143 of the Companies Act, 2013.

We have audited the internal financial controls over financial reporting of IFFCO TOKIO General Insurance Company Limited ("the Group") as of March 31, 2018 in conjunction with our audit of the consolidated financial statements of the Company for the year ended on that date.

Management's Responsibility for Internal Financial Controls

The Holding Company's Board of Directors are responsible for establishing and maintaining internal financial controls based on the internal control over financial reporting criteria established by the Company ("the Group") considering the essential components of internal control stated in the Guidance Note on Audit of Internal Financial Controls over Financial Reporting issued by the Institute of Chartered Accountants of India. These responsibilities include the design, implementation and maintenance of adequate internal financial controls that were operating effectively for ensuring the orderly and efficient conduct of its business, including adherence to company's ("the Group") policies, the safeguarding of its assets, the prevention and detection of frauds and errors, the accuracy and completeness of the accounting records, and the timely preparation of reliable financial information, as required under the Companies Act, 2013.

Auditors' Responsibility

Our responsibility is to express an opinion on the Company's ("the Group") internal financial controls over financial reporting based on our audit. We conducted our audit in accordance with the Guidance Note on Audit of Internal Financial Controls over Financial Reporting and the

Standards on Auditing, issued by ICAI and deemed to be prescribed under section 143(10) of the Companies Act, 2013, to the extent applicable to an audit of internal financial controls, both applicable to an audit of Internal Financial Controls and, both issued by the Institute of Chartered Accountants of India. Those Standards and the Guidance Note require that we comply with ethical requirements and plan and perform the audit to obtain reasonable assurance about whether adequate internal financial controls over financial reporting was established and maintained and if such controls operated effectively in all material respects.

Our audit involves performing procedures to obtain audit evidence about the adequacy of the internal financial controls system over financial reporting and their operating effectiveness. Our audit of internal financial controls over financial reporting included obtaining an understanding of internal financial controls over financial reporting, assessing the risk that material weakness exists, and testing and evaluating the design and operating effectiveness of internal control based on the assessed risk. The procedures selected depend on the auditor's judgment, including the assessment of the risks of material misstatement of the financial statements, whether due to fraud or error.

We believe that the audit evidence we have obtained is sufficient and appropriate to provide basis for our audit opinion on the Company's internal financial controls system over financial reporting.

Meaning of Internal Financial Controls over Financial Reporting

A company's ("the Group") internal financial control over financial reporting is a process designed to provide reasonable assurance regarding the reliability of financial reporting and the preparation of financial statements for external purposes in accordance with generally accepted accounting principles.

A company's ("the Group") internal financial control over financial reporting includes those policies and procedures that

- 1) Pertain to the maintenance of records that, in reasonable detail, accurately and fairly reflect the transactions and dispositions of the assets of the company (“the Group”);
- 2) Provide reasonable assurance that transactions are recorded as necessary to permit preparation of financial statements in accordance with generally accepted accounting principles, and that receipts and expenditures of the company (“the Group”) are being made only in accordance with authorizations of management and directors of the company (“the Group”); and
- 3) Provide reasonable assurance regarding prevention or timely detection of unauthorized acquisition, use, or disposition of the company's (“the Group”) assets that could have a material effect on the financial statements.

Inherent Limitations of Internal Financial Controls over Financial Reporting

Because of the inherent limitations of internal financial controls over financial reporting, including the possibility of collusion or improper management override of controls, material misstatements due to error or fraud may occur and not be detected.

For S.K. Mittal & Co.
Chartered Accountants
FRN 001135N

S.K. Mittal
Partner
M.No. 8506

Place : New Delhi
Date : 08th May, 2018

Also, projections of any evaluation of the internal financial controls over financial reporting to future periods are subject to the risk that the internal financial control over financial reporting may become inadequate because of changes in conditions, or that the degree of compliance with the policies or procedures may deteriorate.

Opinion

In our opinion, the Company (“the Group”) has, in all material respects, an adequate internal financial controls system over financial reporting and such internal financial controls over financial reporting were operating effectively as at March 31, 2018, based on the internal control over financial reporting criteria established by the Company (“the Group”) considering the essential components of internal control stated in the Guidance Note on Audit of Internal Financial Controls Over Financial Reporting issued by the Institute of Chartered Accountants of India.

Other Matters

Our aforesaid reports under Section 143(3)(i) of the Act on the adequacy and operating effectiveness of the internal financial controls over financial reporting insofar as it relates to subsidiary company is based on the corresponding report of the auditor of such company incorporated in India.

For J.C. Bhalla & Co.
Chartered Accountants
FRN 001111N

Rajesh Sethi
Partner
M.No. 85669

CONSOLIDATED **FINANCIAL STATEMENTS**

CONSOLIDATED BALANCE SHEET AS AT 31ST MARCH, 2018

(₹ In '000)

S. No.	Particulars	Schedule	As at 31 st March, 2018	As at 31 st March, 2017
(1)	(2)	(3)	(4)	(5)
SOURCES OF FUNDS				
1	SHARE CAPITAL	5	2,693,215	2,693,215
2	RESERVES AND SURPLUS	6	16,072,751	14,179,728
3	FAIR VALUE CHANGE ACCOUNT			
	- Shareholders		(1,224)	(394)
	- Policyholders		(4,552)	(1,481)
4	BORROWINGS	7	-	-
	Total		18,760,190	16,871,068
APPLICATION OF FUNDS				
5	INVESTMENTS			
	Investments - Shareholders	8	15,146,567	13,802,215
	Investments - Policyholders	8A	56,333,246	51,809,671
6	LOANS	9	-	-
7	FIXED ASSETS	10	330,737	301,536
8	DEFERRED TAX ASSET (NET)		183,070	261,152
9	CURRENT ASSETS:			
	Cash and Bank Balances	11	1,909,770	1,315,493
	Advances and Other Assets	12	11,858,962	4,641,609
	Sub-Total (A)		13,768,732	5,957,102
10	CURRENT LIABILITIES	13	48,199,784	40,629,014
11	PROVISIONS	14	18,802,378	14,631,594
	Sub-Total (B)		67,002,162	55,260,608
12	NET CURRENT ASSETS (C) = (A-B)		(53,233,430)	(49,303,506)
13	MISCELLANEOUS EXPENDITURE (To the extent not written off or adjusted)	15	-	-
	Total		18,760,190	16,871,068

CONTINGENT LIABILITIES

(₹ In '000)

S. No.	Particulars	As At 31 st March, 2018	As At 31 st March, 2017
(1)	(2)	(3)	(4)
1	Partly paid up Investments	-	-
2	Claims, other than against Policies, not acknowledged as debts by the company	-	-
3	Underwriting commitments outstanding (in respect of shares and securities)	-	-
4	Guarantees given by or on behalf of the company	-	-
5	Statutory demands/liabilities in dispute, not provided for	757,218	756,881
6	Reinsurance obligations to the extent not provided for in the accounts	-	-
7	Others	-	-
	Total	757,218	756,881

Notes to Accounts

16

Schedule No. 1 to 16 form an integral part of the consolidated financial statements

For and on behalf of Board of Directors

As per our Report of even date attached.

S.K. Mittal & Co.
Chartered Accountants
Firm Regn. No. 001135N

J.C. Bhalla & Co.
Chartered Accountants
Firm Regn. No. 001111N

K. Srinivasa Gowda
Chairman (DIN 00059811)

Warendra Sinha
Managing Director (DIN 03518403)

S.K. Mittal
Partner
M.No. 8506

Rajesh Sethi
Partner
M.No. 85669

H.O. Suri
Director (DIN 06416615)

Jun Matsui
Director (DIN 0008018422)

Sanjeev Chopra
Chief Financial Officer

Place : New Delhi
Dated : 08th May, 2018

Amit Jain
Company Secretary

CONSOLIDATED FIRE INSURANCE REVENUE ACCOUNT FOR THE YEAR ENDED 31ST MARCH, 2018

(₹ In '000)

S. No.	Particulars	Schedule	Year Ended 31 st March, 2018	Year Ended 31 st March, 2017
(1)	(2)	(3)	(4)	(5)
1	Premiums earned (Net)	1	481,413	403,317
2	Profit/(Loss) on sale/Redemption of Investments		5,004	40,701
3	Others: Exchange Gain/(Loss)		(3,815)	(3,409)
	Handling Charges		(1,838)	(5,309)
4	Interest, Dividend & Rent - Gross		70,097	70,922
	Total (A)		550,861	506,222
1	Claims Incurred (Net)	2	479,064	211,477
2	Commission	3	(50,930)	(380,504)
3	Operating expenses related to Insurance Business	4	92,242	122,589
4	Premium Deficiency		-	-
	Total (B)		520,376	(46,438)
	Operating Profit/(Loss) from Fire Business C = (A-B)		30,485	552,660
	APPROPRIATIONS			
	Transfer to Shareholders' Account		30,485	552,660
	Transfer to Catastrophe Reserve		-	-
	Transfer to Other Reserves		-	-
	Total (C)		30,485	552,660

Schedule No. 1 to 16 form an integral part of the consolidated financial statements

For and on behalf of Board of Directors

As per our Report of even date attached.

S.K. Mittal & Co.
Chartered Accountants
Firm Regn. No. 001135N

J.C. Bhalla & Co.
Chartered Accountants
Firm Regn. No. 001111N

K. Srinivasa Gowda
Chairman (DIN 00059811)

Warendra Sinha
Managing Director (DIN 03518403)

S.K. Mittal
Partner
M.No. 8506

Rajesh Sethi
Partner
M.No. 85669

H.O. Suri
Director (DIN 06416615)

Jun Matsui
Director (DIN 0008018422)

Sanjeev Chopra
Chief Financial Officer

Place : New Delhi
Dated : 08th May, 2018

Amit Jain
Company Secretary

CONSOLIDATED MARINE INSURANCE REVENUE ACCOUNT FOR THE YEAR ENDED 31ST MARCH, 2018

(₹ In '000)

S. No.	Particulars	Schedule	Year Ended 31 st March, 2018	Year Ended 31 st March, 2017
(1)	(2)	(3)	(4)	(5)
1	Premiums earned (Net)	1	576,073	534,270
2	Profit/(Loss) on sale/Redemption of Investments		4,337	37,899
3	Others: Exchange Gain/(Loss)		-	(64)
	Handling Charges		(211)	(378)
4	Interest, Dividend & Rent - Gross		60,753	66,039
	Total (A)		640,952	637,766
1	Claims Incurred (Net)	2	314,703	384,063
2	Commission	3	(17,417)	(43,983)
3	Operating expenses related to Insurance Business	4	116,793	150,894
4	Premium Deficiency		-	(4,885)
	Total (B)		414,079	486,089
	Operating Profit/(Loss) from Marine Business C = (A-B)		226,873	151,677
	APPROPRIATIONS			
	Transfer to Shareholders' Account		226,873	151,677
	Transfer to Catastrophe Reserve		-	-
	Transfer to Other Reserves		-	-
	Total (C)		226,873	151,677

Schedule No. 1 to 16 form an integral part of the consolidated financial statements

For and on behalf of Board of Directors

As per our Report of even date attached.

S.K. Mittal & Co.
Chartered Accountants
Firm Regn. No. 001135N

J.C. Bhalla & Co.
Chartered Accountants
Firm Regn. No. 001111N

K. Srinivasa Gowda
Chairman (DIN 00059811)

Warendra Sinha
Managing Director (DIN 03518403)

S.K. Mittal
Partner
M.No. 8506

Rajesh Sethi
Partner
M.No. 85669

H.O. Suri
Director (DIN 06416615)

Jun Matsui
Director (DIN 0008018422)

Sanjeev Chopra
Chief Financial Officer

Place : New Delhi
Dated : 08th May, 2018

Amit Jain
Company Secretary

CONSOLIDATED MISCELLANEOUS INSURANCE REVENUE ACCOUNT FOR THE YEAR ENDED 31st MARCH, 2018

(₹ In '000)

S. No.	Particulars	Schedule	Year Ended 31 st March, 2018	Year Ended 31 st March, 2017
(1)	(2)	(3)	(4)	(5)
1	Premiums earned (Net)	1	31,300,405	34,167,868
2	Profit/(Loss) on sale/Redemption of Investments		255,291	1,914,928
3	Others: Transfer & Duplicate Fee		8,885	12,627
	Exchange Gain/(Loss)		6,446	(320)
	Handling Charges		609	1,394
4	Interest, Dividend & Rent - Gross		3,576,020	3,336,824
	Total (A)		35,147,656	39,433,321
1	Claims Incurred (Net)	2	26,033,311	28,181,622
2	Commission	3	1,135,673	(1,493,442)
3	Operating expenses related to Insurance Business	4	6,984,929	8,897,339
4	Premium Deficiency		-	-
	Total (B)		34,153,913	35,585,519
	Operating Profit/(Loss) from Miscellaneous Business C = (A-B)		993,743	3,847,802
	APPROPRIATIONS			
	Transfer to Shareholders' Account		993,743	3,847,802
	Transfer to Catastrophe Reserve		-	-
	Transfer to Other Reserves		-	-
	Total (C)		993,743	3,847,802

Schedule No. 1 to 16 form an integral part of the consolidated financial statements

For and on behalf of Board of Directors

As per our Report of even date attached.

S.K. Mittal & Co.
Chartered Accountants
Firm Regn. No. 001135N

J.C. Bhalla & Co.
Chartered Accountants
Firm Regn. No. 001111N

K. Srinivasa Gowda
Chairman (DIN 00059811)

Warendra Sinha
Managing Director (DIN 03518403)

S.K. Mittal
Partner
M.No. 8506

Rajesh Sethi
Partner
M.No. 85669

H.O. Suri
Director (DIN 06416615)

Jun Matsui
Director (DIN 0008018422)

Sanjeev Chopra
Chief Financial Officer

Place : New Delhi
Dated : 08th May, 2018

Amit Jain
Company Secretary

CONSOLIDATED PROFIT AND LOSS ACCOUNT FOR THE YEAR ENDED 31ST MARCH, 2018

(₹ In '000)

S. No.	Particulars	Schedule	Year Ended 31 st March, 2018	Year Ended 31 st March, 2017
(1)	(2)	(3)	(4)	(5)
1	OPERATING PROFIT/(LOSS)			
	(a) Fire Insurance		30,485	552,660
	(b) Marine Insurance		226,873	151,677
	(c) Miscellaneous Insurance		993,743	3,847,802
			1,251,101	4,552,138
2	INCOME FROM INVESTMENTS			
	(a) Interest, Dividend & Rent - Gross		1,286,925	1,058,289
	(b) Profit on sale of Investments		91,785	606,665
	Less : Loss on sale of Investments		-	-
			1,378,710	1,664,954
3	OTHERS			
	a) Miscellaneous Income		18,756	55,736
	b) Profit on sale of Fixed Assets		220	97
	Total (A)		2,648,787	6,272,925
4	PROVISIONS (OTHER THAN TAXATION)			
	(a) For diminution in the value of investments		-	-
	(b) For doubtful debts		-	41,621
	(c) For doubtful Advances		-	-
5	OTHER EXPENSES			
	(a) Expenses other than those related to Insurance business		-	-
	(b) Bad Debts/Advances written off		-	-
	(c) Loss on sale of Fixed Assets		-	-
	(d) Expenses on Corporate Social Responsibility (CSR)		57,783	32,794
	(e) Expenses transferred from Policyholders' Account		9,000	-
	Total (B)		66,783	74,415
	Profit Before Tax		2,582,004	6,198,510
	Less: Provision for Taxation			
	Current Tax		665,410	2,014,874
	Deferred Tax		17,282	(83,600)
	Add: Credit for Mat Entitlement		(1,247)	545
	Less: Short/(Excess) provision for taxation for earlier years		-	-
	Current Tax		(55,758)	(4,542)
	Deferred Tax		60,800	2,100
	Profit After Tax		1,893,023	4,270,223
	APPROPRIATIONS			
	(a) Interim dividends paid during the year		-	-
	(b) Proposed final dividend		-	-
	(c) Dividend distribution tax		-	-
	(d) Transfer to any Reserves or other Accounts		-	-
	Balance of Profit brought forward from last year		11,609,773	7,339,550
	Balance carried forward to Balance sheet		13,502,796	11,609,773
	Basic & Diluted Earnings per share			
	(Equity shares of face value of ₹ 10 each)		7.03	15.86

Notes to Accounts

16

Schedule No. 1 to 16 form an integral part of the consolidated financial statements

For and on behalf of Board of Directors

As per our Report of even date attached.

S.K. Mittal & Co.
Chartered Accountants
Firm Regn. No. 001135N

J.C. Bhalla & Co.
Chartered Accountants
Firm Regn. No. 001111N

K. Srinivasa Gowda
Chairman (DIN 00059811)

Warendra Sinha
Managing Director (DIN 03518403)

S.K. Mittal
Partner
M.No. 8506

Rajesh Sethi
Partner
M.No. 85669

H.O. Suri
Director (DIN 06416615)

Jun Matsui
Director (DIN 0008018422)

Sanjeev Chopra
Chief Financial Officer

Place : New Delhi
Dated : 08th May, 2018

Amit Jain
Company Secretary

CONSOLIDATED RECEIPTS AND PAYMENTS ACCOUNT (DIRECT BASIS) FOR THE YEAR ENDED 31ST MARCH, 2018

(₹ In '000)

Particulars	Year Ended 31st March, 2018		Year Ended 31st March, 2017	
CASH FLOWS FROM OPERATING ACTIVITIES:				
Premium received from policyholders, including advance receipts	59,125,641		62,943,666	
Other receipts	18,756		55,736	
Payment to the re-insurers, net of commissions and claims	(7,032,013)		(8,475,579)	
Payments to co-insurers, net of claims recovery	445,712		94,624	
Payments of claims	(34,271,218)		(27,142,403)	
Payments of commission and brokerage	(3,603,058)		(1,814,017)	
Payments of other operating expenses	(8,312,846)		(9,466,300)	
Preliminary and pre-operative expenses	-		-	
Deposits, advances and staff loans	(328,862)		3,259	
Income taxes paid (net)	(999,859)		(1,830,531)	
Service tax paid	(3,496,474)		(3,098,712)	
Other payments	-		-	
Cash flows before extraordinary items	1,545,779		11,269,743	
Cash flows from extraordinary operations	-		-	
Net Cash Flows from operating activities		1,545,779		11,269,743
CASH FLOWS FROM INVESTING ACTIVITIES:				
Purchase of Fixed Assets	(148,489)		(170,909)	
Proceeds from sale of Fixed Assets	220		191	
Purchases of investments	(125,211,238)		(258,485,033)	
Loans disbursed	-		-	
Sales of investments	119,367,299		236,296,944	
Repayments received	-		-	
Rent/interest/dividend received	5,040,706		4,243,871	
Investments in money market instruments and in liquid mutual funds (net)	-		-	
Expenses related to investments	-		-	
Net Cash Flow from investing activities		(951,502)		(18,114,937)
CASH FLOWS FROM FINANCING ACTIVITIES				
Proceeds from issuance of share capital	-		-	
Proceeds from borrowing	-		-	
Repayments of borrowing	-		-	
Interest/dividend paid	-		-	
Net Cash Flows from financing activities		-		-
Effect of foreign exchange rates on cash and cash equivalents (net)		-		-
Net Increase/(decrease) in cash & cash equivalents		594,277		(6,845,194)
Cash equivalents at beginning of year		1,315,493		8,160,687
Cash equivalents at end of year		1,909,770		1,315,493

For and on behalf of Board of Directors

S.K. Mittal & Co.
Chartered Accountants
Firm Regn. No. 001135N

J.C. Bhalla & Co.
Chartered Accountants
Firm Regn. No. 001111N

K. Srinivasa Gowda
Chairman (DIN 00059811)

Warendra Sinha
Managing Director (DIN 03518403)

S.K. Mittal
Partner
M.No. 8506

Rajesh Sethi
Partner
M.No. 85669

H.O. Suri
Director (DIN 06416615)

Jun Matsui
Director (DIN 0008018422)

Sanjeev Chopra
Chief Financial Officer

Place : New Delhi
Dated : 08th May, 2018

Amit Jain
Company Secretary

SCHEDULES FORMING PART OF CONSOLIDATED FINANCIAL STATEMENTS

SCHEDULE - 1

PREMIUM EARNED (NET)

(₹ In '000)

Particulars	Year Ended 31 st March, 2018				Year Ended 31 st March, 2017			
	Fire	*Marine	**Miscellaneous	Total	Fire	*Marine	**Miscellaneous	Total
Premium from direct business written	2,753,304	1,455,201	52,105,093	56,313,598	2,767,478	1,288,219	51,576,611	55,632,308
Add : Premium on reinsurance accepted	630,703	25,339	97,257	753,299	545,307	28,686	146,390	720,383
	3,384,007	1,480,540	52,202,350	57,066,897	3,312,785	1,316,905	51,723,001	56,352,691
Less : Premium on reinsurance ceded	2,916,159	887,904	16,734,160	20,538,223	2,850,020	747,133	18,141,401	21,738,554
Net Premium	467,848	592,636	35,468,190	36,528,674	462,765	569,772	33,581,600	34,614,137
Adjustments for changes in Reserve for Unexpired Risks	(13,565)	16,563	4,167,785	4,170,783	59,448	35,502	(586,268)	(491,318)
Total Premium Earned (Net)	481,413	576,073	31,300,405	32,357,891	403,317	534,270	34,167,868	35,105,455

* For analysis of the segment of Marine business, refer Schedule 1A.

** For analysis of the segment of Miscellaneous business, refer Schedule 1B.

SCHEDULES FORMING PART OF CONSOLIDATED FINANCIAL STATEMENTS

SCHEDULE - 1A

PREMIUM EARNED (NET)

(₹ In '000)

Particulars	Year Ended 31 st March, 2018			Year Ended 31 st March, 2017		
	Marine Cargo	Marine Hull	Total	Marine Cargo	Marine Hull	Total
Premium from direct business written	1,401,153	54,048	1,455,201	1,231,187	57,032	1,288,219
Add : Premium on reinsurance accepted	25,339	-	25,339	28,256	430	28,686
	1,426,492	54,048	1,480,540	1,259,443	57,462	1,316,905
Less : Premium on reinsurance ceded	849,217	38,687	887,904	714,376	32,757	747,133
Net Premium	577,275	15,361	592,636	545,067	24,705	569,772
Adjustments for changes in Reserve for Unexpired Risks	16,992	(429)	16,563	33,073	2,429	35,502
Total Premium Earned (Net)	560,283	15,790	576,073	511,994	22,276	534,270

SCHEDULES FORMING PART OF CONSOLIDATED FINANCIAL STATEMENTS
SCHEDULE - 1B
PREMIUM EARNED (NET)

(₹ In '000)

Particulars	Year Ended 31 st March, 2018											
	Motor - OD	Motor - TP	Motor - Total	Engineering	Aviation	Workmen Compensation	Personal Accident	Public/ Product Liability	Health	Crop	Other Miscellaneous	Total Miscellaneous
Premium from direct business written	14,950,746	15,073,023	30,023,769	897,317	5,988	295,744	791,497	243,563	6,704,038	10,772,966	2,370,211	52,105,093
Add : Premium on reinsurance accepted	-	-	-	50,807	-	-	-	37,070	1,876	-	7,504	97,257
	14,950,746	15,073,023	30,023,769	948,124	5,988	295,744	791,497	280,633	6,705,914	10,772,966	2,377,715	52,202,350
Less : Premium on reinsurance ceded	2,282,798	2,304,295	4,587,093	760,217	5,613	15,214	112,282	86,643	576,908	9,122,881	1,467,309	16,734,160
Net Premium	12,667,948	12,768,728	25,436,676	187,907	375	280,530	679,215	193,990	6,129,006	1,650,085	910,406	35,468,190
Adjustments for changes in Reserve for Unexpired Risks	776,533	1,374,574	2,151,107	30,657	264	4,419	165,111	17,397	1,657,553	119,499	21,778	4,167,785
Total Premium Earned (Net)	11,891,415	11,394,154	23,285,569	157,250	111	276,111	514,104	176,593	4,471,453	1,530,586	888,628	31,300,405

SCHEDULES FORMING PART OF CONSOLIDATED FINANCIAL STATEMENTS
SCHEDULE - 1B
PREMIUM EARNED (NET)

(₹ In '000)

Particulars	Year Ended 31 st March, 2017											
	Motor - OD	Motor - TP	Motor - Total	Engineering	Aviation	Workmen Compensation	Personal Accident	Public/ Product Liability	Health	Crop	Other Miscellaneous	Total Miscellaneous
Premium from direct business written	15,278,310	14,454,774	29,733,084	711,260	6,351	300,104	523,124	228,296	5,171,340	12,552,207	2,350,845	51,576,611
Add : Premium on reinsurance accepted	-	10,448	10,448	44,643	-	-	4,725	8,575	69,405	-	8,594	146,390
	15,278,310	14,465,222	29,743,532	755,903	6,351	300,104	527,849	236,871	5,240,745	12,552,207	2,359,439	51,723,001
Less : Premium on reinsurance ceded	3,813,847	3,631,742	7,445,589	607,772	6,293	15,005	70,208	76,356	450,359	7,882,395	1,587,424	18,141,401
Net Premium	11,464,463	10,833,480	22,297,943	148,131	58	285,099	457,641	160,515	4,790,386	4,669,812	772,015	33,581,600
Adjustments for changes in Reserve for Unexpired Risks	(695,760)	(11,923)	(707,683)	(22,612)	(45)	8,366	758	11,767	119,185	(5,712)	9,708	(586,268)
Total Premium Earned (Net)	12,160,223	10,845,403	23,005,626	170,743	103	276,733	456,883	148,748	4,671,201	4,675,524	762,307	34,167,868

SCHEDULES FORMING PART OF CONSOLIDATED FINANCIAL STATEMENTS

SCHEDULE - 2

CLAIMS INCURRED (NET)

(₹ In '000)

Particulars	Year Ended 31 st March, 2018				Year Ended 31 st March, 2017			
	Fire	*Marine	**Miscellaneous	Total	Fire	*Marine	**Miscellaneous	Total
Claims Paid								
Direct	1,530,959	1,028,618	29,175,505	31,735,082	1,133,511	770,727	23,681,007	25,585,245
Add : Reinsurance accepted	79,937	2,325	32,191	114,453	47,515	22,575	276,149	346,239
Less : Reinsurance ceded	1,385,213	706,733	7,767,552	9,859,498	969,710	451,678	4,858,815	6,280,203
Net Claims Paid	225,683	324,210	21,440,144	21,990,037	211,316	341,624	19,098,341	19,651,281
Add : Claims Outstanding at the end of the year	711,837	572,893	33,769,648	35,054,378	458,456	582,400	29,176,481	30,217,337
Less : Claims Outstanding at the beginning of the year	458,456	582,400	29,176,481	30,217,337	458,295	539,961	20,093,200	21,091,456
Total Claims Incurred	479,064	314,703	26,033,311	26,827,078	211,477	384,063	28,181,622	28,777,162

* For analysis of the segment of Marine business, refer Schedule 2A.

**For analysis of the segment of Miscellaneous business, refer Schedule 2B.

SCHEDULES FORMING PART OF CONSOLIDATED FINANCIAL STATEMENTS

SCHEDULE - 2A

CLAIMS INCURRED (NET)

(₹ In '000)

Particulars	Year Ended 31 st March, 2018			Year Ended 31 st March, 2017		
	Marine Cargo	Marine Hull	Total	Marine Cargo	Marine Hull	Total
Claims Paid						
Direct	918,073	110,545	1,028,618	737,530	33,197	770,727
Add : Reinsurance accepted	2,057	268	2,325	22,575	-	22,575
Less : Reinsurance ceded	604,582	102,151	706,733	421,808	29,870	451,678
Net Claims Paid	315,548	8,662	324,210	338,297	3,327	341,624
Add : Claims Outstanding at the end of the year	480,819	92,074	572,893	499,399	83,001	582,400
Less : Claims Outstanding at the beginning of the year	499,399	83,001	582,400	424,533	115,428	539,961
Total Claims Incurred	296,968	17,735	314,703	413,163	(29,100)	384,063

SCHEDULES FORMING PART OF CONSOLIDATED FINANCIAL STATEMENTS
SCHEDULE - 2B
CLAIMS INCURRED (NET)

(₹ In '000)

Particulars	Year Ended 31 st March, 2018											
	Motor - OD	Motor - TP	Motor - Total	Engineering	Aviation	Workmen Compensation	Personal Accident	Public/ Product Liability	Health	Crop	Other Miscellaneous	Total Miscellaneous
Claims Paid												
Direct	9,715,492	7,297,475	17,012,967	351,346	(1,892)	84,817	436,073	9,080	4,685,133	5,842,352	755,629	29,175,505
Add : Reinsurance accepted	-	-	-	1,368	1,955	-	-	-	28,868	-	-	32,191
Less : Reinsurance ceded	2,022,690	1,319,747	3,342,437	250,472	(1,671)	4,765	44,629	3,608	409,712	3,393,077	320,523	7,767,552
Net Claims Paid	7,692,802	5,977,728	13,670,530	102,242	1,734	80,052	391,444	5,472	4,304,289	2,449,275	435,106	21,440,144
Add : Claims Outstanding at the end of the year	2,382,926	26,466,316	28,849,242	251,903	430	118,770	342,306	131,341	1,036,994	2,446,010	592,652	33,769,648
Less : Claims Outstanding at the beginning of the year	2,212,587	21,868,002	24,080,589	243,864	941	104,453	215,140	87,799	1,333,699	2,657,709	452,287	29,176,481
Total Claims Incurred	7,863,141	10,576,042	18,439,183	110,281	1,223	94,369	518,610	49,014	4,007,584	2,237,576	575,471	26,033,311

SCHEDULES FORMING PART OF CONSOLIDATED FINANCIAL STATEMENTS
SCHEDULE - 2B
CLAIMS INCURRED (NET)

(₹ In '000)

Particulars	Year Ended 31 st March, 2017											
	Motor - OD	Motor - TP	Motor - Total	Engineering	Aviation	Workmen Compensation	Personal Accident	Public/ Product Liability	Health	Crop	Other Miscellaneous	Total Miscellaneous
Claims Paid												
Direct	10,082,405	5,266,043	15,348,448	302,550	-	78,063	384,914	58,357	5,015,568	1,254,717	1,238,390	23,681,007
Add : Reinsurance accepted	-	221,861	221,861	5,773	2,789	-	3,440	687	38,854	-	2,745	276,149
Less : Reinsurance ceded	1,281,850	1,023,560	2,305,410	191,157	-	4,256	64,166	23,579	496,952	866,959	906,336	4,858,815
Net Claims Paid	8,800,555	4,464,344	13,264,899	117,166	2,789	73,807	324,188	35,465	4,557,470	387,758	334,799	19,098,341
Add : Claims Outstanding at the end of the year	2,212,587	21,868,002	24,080,589	243,864	941	104,453	215,140	87,799	1,333,699	2,657,709	452,287	29,176,481
Less : Claims Outstanding at the beginning of the year	1,390,689	16,544,470	17,935,159	292,311	9,739	94,429	151,260	99,914	925,887	196,909	387,592	20,093,200
Total Claims Incurred	9,622,453	9,787,876	19,410,329	68,719	(6,009)	83,831	388,068	23,350	4,965,282	2,848,558	399,494	28,181,622

SCHEDULES FORMING PART OF CONSOLIDATED FINANCIAL STATEMENTS SCHEDULE - 3 COMMISSION

(₹ In '000)

Particulars	Year Ended 31 st March, 2018				Year Ended 31 st March, 2017			
	Fire	*Marine	**Miscellaneous	Total	Fire	*Marine	**Miscellaneous	Total
Commission Paid Direct	162,207	96,498	3,053,667	3,312,372	88,859	67,722	1,433,456	1,590,037
Total (A)	162,207	96,498	3,053,667	3,312,372	88,859	67,722	1,433,456	1,590,037
Add : Commission on reinsurance accepted	39,304	775	7,538	47,617	33,236	1,443	14,238	48,917
Less : Commission on reinsurance ceded	252,441	114,690	1,925,532	2,292,663	502,599	113,148	2,941,136	3,556,883
Net Commission	(50,930)	(17,417)	1,135,673	1,067,326	(380,504)	(43,983)	(1,493,442)	(1,917,929)
Breakup of the expenses (Gross) incurred to procure business:								
Agents	50,657	37,461	1,263,760	1,351,878	39,360	28,903	618,242	686,505
Brokers	100,884	58,679	1,750,656	1,910,219	44,868	38,792	793,080	876,740
Corporate Agency	10,666	358	39,251	50,275	4,631	27	22,134	26,792
Others	-	-	-	-	-	-	-	-
Total (B)	162,207	96,498	3,053,667	3,312,372	88,859	67,722	1,433,456	1,590,037

* For analysis of the segment of Marine business, refer Schedule 3A.

**For analysis of the segment of Miscellaneous business, refer Schedule 3B.

SCHEDULES FORMING PART OF CONSOLIDATED FINANCIAL STATEMENTS SCHEDULE - 3A COMMISSION

(₹ In '000)

Particulars	Year Ended 31 st March, 2018			Year Ended 31 st March, 2017		
	Marine Cargo	Marine Hull	Total	Marine Cargo	Marine Hull	Total
Commission Paid Direct	90,917	5,581	96,498	63,286	4,436	67,722
Total (A)	90,917	5,581	96,498	63,286	4,436	67,722
Add : Commission on reinsurance accepted	775	-	775	1,443	-	1,443
Less : Commission on reinsurance ceded	110,360	4,330	114,690	109,413	3,735	113,148
Net Commission	(18,668)	1,251	(17,417)	(44,684)	701	(43,983)
Breakup of the expenses (Gross) incurred to procure business :						
Agents	33,982	3,479	37,461	25,948	2,955	28,903
Brokers	56,848	1,831	58,679	37,311	1,481	38,792
Corporate Agency	87	271	358	27	-	27
Others	-	-	-	-	-	-
Total (B)	90,917	5,581	96,498	63,286	4,436	67,722

SCHEDULES FORMING PART OF CONSOLIDATED FINANCIAL STATEMENTS
SCHEDULE - 3B
COMMISSION

(₹ In '000)

Particulars	Year Ended 31 st March, 2018											
	Motor - OD	Motor - TP	Motor - Total	Engineering	Aviation	Workmen Compensation	Personal Accident	Public/ Product Liability	Health	Crop	Other Miscellaneous	Total Miscellaneous
Commission Paid Direct	2,049,769	155,874	2,205,643	66,175	576	43,215	74,504	30,339	426,681	-	206,534	3,053,667
Total (A)	2,049,769	155,874	2,205,643	66,175	576	43,215	74,504	30,339	426,681	-	206,534	3,053,667
Add : Commission on reinsurance accepted	-	-	-	4,349	-	-	-	1,602	152	-	1,435	7,538
Less : Commission on reinsurance ceded	487,465	415,115	902,580	75,036	806	2,218	13,323	9,761	60,527	649,884	211,397	1,925,532
Net Commission	1,562,304	(259,241)	1,303,063	(4,512)	(230)	40,997	61,181	22,180	366,306	(649,884)	(3,428)	1,135,673
Breakup of the expenses (Gross) incurred to procure business:												
Agents	769,560	129,695	899,255	25,529	-	28,007	35,897	4,617	199,393	-	71,062	1,263,760
Brokers	1,269,740	21,339	1,291,079	40,303	576	14,954	37,513	25,435	220,637	-	120,159	1,750,656
Corporate Agency	10,469	4,840	15,309	343	-	254	1,094	287	6,651	-	15,313	39,251
Others	-	-	-	-	-	-	-	-	-	-	-	-
Total (B)	2,049,769	155,874	2,205,643	66,175	576	43,215	74,504	30,339	426,681	-	206,534	3,053,667

SCHEDULES FORMING PART OF CONSOLIDATED FINANCIAL STATEMENTS
SCHEDULE - 3B
COMMISSION

(₹ In '000)

Particulars	Year Ended 31 st March, 2017											
	Motor - OD	Motor - TP	Motor - Total	Engineering	Aviation	Workmen Compensation	Personal Accident	Public/ Product Liability	Health	Crop	Other Miscellaneous	Total Miscellaneous
Commission Paid Direct	870,035	16,088	886,123	45,667	389	26,338	31,350	28,770	261,936	-	152,883	1,433,456
Total (A)	870,035	16,088	886,123	45,667	389	26,338	31,350	28,770	261,936	-	152,883	1,433,456
Add : Commission on reinsurance accepted	-	-	-	3,575	-	-	47	1,434	7,404	-	1,778	14,238
Less : Commission on reinsurance ceded	721,653	610,935	1,332,588	65,829	839	2,251	8,643	7,805	47,837	1,233,396	241,948	2,941,136
Net Commission	148,382	(594,847)	(446,465)	(16,587)	(450)	24,087	22,754	22,399	221,503	(1,233,396)	(87,287)	(1,493,442)
Breakup of the expenses (Gross) incurred to procure business:												
Agents	357,998	13,417	371,415	19,769	-	16,532	14,625	4,885	144,916	-	46,100	618,242
Brokers	506,387	1,839	508,226	25,828	389	9,756	16,361	23,654	110,755	-	98,111	793,080
Corporate Agency	5,650	832	6,482	70	-	50	364	231	6,265	-	8,672	22,134
Others	-	-	-	-	-	-	-	-	-	-	-	-
Total (B)	870,035	16,088	886,123	45,667	389	26,338	31,350	28,770	261,936	-	152,883	1,433,456

SCHEDULES FORMING PART OF CONSOLIDATED FINANCIAL STATEMENTS

SCHEDULE - 4

OPERATING EXPENSES RELATING TO INSURANCE BUSINESS

(₹ In '000)

S. No.	Particulars	Year Ended 31 st March, 2018				Year Ended 31 st March, 2017			
		Fire	*Marine	**Miscellaneous	Total	Fire	*Marine	**Miscellaneous	Total
1	Employees remuneration and welfare benefits	29,926	37,908	2,268,728	2,336,562	26,296	32,377	1,908,261	1,966,935
2	Travel, conveyance and vehicle running expenses	1,900	2,407	144,063	148,370	1,796	2,211	130,307	134,314
3	Training expenses	226	286	17,132	17,644	142	175	10,295	10,612
4	Rent, rates and taxes	5,101	6,463	386,774	398,338	5,465	6,729	396,584	408,778
5	Repairs	1,973	2,499	149,574	154,046	1,779	2,190	129,079	133,048
6	Printing and stationery	1,020	1,293	77,359	79,672	963	1,186	69,897	72,046
7	Communication	1,252	1,586	94,931	97,769	1,386	1,706	100,570	103,662
8	Legal and professional charges	9,125	11,560	691,825	712,510	6,367	7,839	462,004	476,209
9	Auditor's fees, expenses etc.								
	(a) As Auditor	39	49	2,952	3,040	41	50	2,949	3,040
	(b) As Advisor or in any other capacity in respect of								
	(i) Taxation matters	-	-	-	-	-	-	-	-
	(ii) Insurance matters	-	-	-	-	-	-	-	-
	(iii) Management services	-	-	-	-	-	-	-	-
	(c) in any other capacity (Tax audit fees)	9	12	719	740	10	12	718	740
10	Advertisement and publicity	1,990	2,520	150,851	155,361	864	1,064	62,692	64,620
11	Marketing & support services	31,502	39,904	2,388,190	2,459,596	69,081	85,054	5,012,988	5,167,123
12	Interest and bank charges	1,323	1,676	100,308	103,307	1,221	1,503	88,596	91,320
13	Others:								
	Policy stamps	41	-	4,069	4,110	34	-	3,835	3,869
	Information & technology expenses	2,505	3,173	189,891	195,569	1,672	2,058	121,298	125,028
	Electricity & water charges	815	1,032	61,788	63,635	870	1,071	63,100	65,040
	Courtesies & entertainment	758	960	57,442	59,160	782	963	56,781	58,527
	Others	445	564	33,736	34,745	691	851	50,131	51,672
14	Depreciation	1,500	1,900	113,712	117,112	1,309	1,611	94,959	97,879
15	Service tax expense/GST expense	792	1,001	59,885	61,678	1,823	2,245	132,293	136,361
16	Expenses transferred to Shareholders' Account	-	-	(9,000)	(9,000)	-	-	-	-
	Total	92,242	116,793	6,984,929	7,193,964	122,589	150,894	8,897,339	9,170,823

* For analysis of the segment of Marine business, refer Schedule 4A.

**For analysis of the segment of Miscellaneous business, refer Schedule 4B.

SCHEDULES FORMING PART OF CONSOLIDATED FINANCIAL STATEMENTS

SCHEDULE - 4A

OPERATING EXPENSES RELATING TO INSURANCE BUSINESS

(₹ In '000)

S. No.	Particulars	Year Ended 31 st March, 2018			Year Ended 31 st March, 2017		
		Marine Cargo	Marine Hull	Total	Marine Cargo	Marine Hull	Total
1	Employees remuneration and welfare benefits	36,925	983	37,908	30,973	1,404	32,377
2	Travel, conveyance and vehicle running expenses	2,345	62	2,407	2,115	96	2,211
3	Training expenses	279	7	286	167	8	175
4	Rent, rates and taxes	6,295	168	6,463	6,437	292	6,729
5	Repairs	2,434	65	2,499	2,095	95	2,190
6	Printing and stationery	1,259	34	1,293	1,135	51	1,186
7	Communication	1,545	41	1,586	1,632	74	1,706
8	Legal and professional charges	11,260	300	11,560	7,499	340	7,839
9	Auditor's fees, expenses etc.						
	(a) As Auditor	48	1	49	48	2	50
	(b) As Advisor or in any other capacity in respect of						
	(i) Taxation matters	-	-	-	-	-	-
	(ii) Insurance matters	-	-	-	-	-	-
	(iii) Management services	-	-	-	-	-	-
	(c) In any other capacity (Tax audit fees)	12	-	12	12	1	12
10	Advertisement and publicity	2,454	66	2,520	1,018	46	1,064
11	Marketing & support services	38,870	1,034	39,904	81,366	3,688	85,054
12	Interest and bank charges	1,633	43	1,676	1,438	65	1,503
13	Others:						
	Policy stamps	-	-	-	-	-	-
	Information & technology expenses	3,091	82	3,173	1,969	89	2,058
	Electricity & water charges	1,006	26	1,032	1,024	46	1,071
	Courtesies & entertainment	935	25	960	922	42	963
	Others	549	15	564	814	37	851
14	Depreciation	1,851	49	1,900	1,541	70	1,611
15	Service tax expense/GST expense	975	26	1,001	2,147	97	2,245
16	Expenses transferred to Shareholders' Account	-	-	-	-	-	-
	Total	113,766	3,027	116,793	144,352	6,543	150,894

SCHEDULES FORMING PART OF CONSOLIDATED FINANCIAL STATEMENTS

SCHEDULE - 4B

OPERATING EXPENSES RELATING TO INSURANCE BUSINESS

(₹ In '000)

S. No.	Particulars	Year Ended 31 st March, 2018											
		Motor - OD	Motor - TP	Motor - Total	Engineering	Aviation	Workmen Compensation	Personal Accident	Public/ Product Liability	Health	Crop	Other Miscellaneous	Total Miscellaneous
1	Employees remuneration and welfare benefits	810,307	816,754	1,627,061	12,019	24	17,944	43,446	12,409	392,043	105,548	58,234	2,268,728
2	Travel, conveyance and vehicle running expenses	51,454	51,863	103,317	763	2	1,139	2,759	788	24,894	6,702	3,699	144,063
3	Training expenses	6,119	6,167	12,286	91	-	136	328	94	2,960	797	440	17,132
4	Rent, rates and taxes	138,141	139,241	277,382	2,049	4	3,059	7,407	2,115	66,836	17,994	9,928	386,774
5	Repairs	53,422	53,848	107,270	792	2	1,183	2,864	818	25,847	6,959	3,839	149,574
6	Printing and stationery	27,630	27,849	55,479	410	1	612	1,481	423	13,368	3,599	1,986	77,359
7	Communication	33,906	34,175	68,081	503	1	751	1,818	519	16,404	4,416	2,438	94,931
8	Legal and professional charges	247,095	249,060	496,155	3,665	7	5,472	13,248	3,784	119,549	32,186	17,759	691,825
9	Auditor's fees, expenses etc.												
	(a) As Auditor	1,054	1,063	2,117	16	-	23	57	16	510	137	76	2,952
	(b) As Advisor or in any other capacity in respect of												
	(i) Taxation matters	-	-	-	-	-	-	-	-	-	-	-	-
	(ii) Insurance matters	-	-	-	-	-	-	-	-	-	-	-	-
	(iii) Management services	-	-	-	-	-	-	-	-	-	-	-	-
	(c) in any other capacity (Tax audit fees)	257	258	515	4	-	6	14	4	124	33	19	719
10	Advertisement and publicity	53,878	54,307	108,185	799	2	1,193	2,889	825	26,067	7,018	3,873	150,851
11	Marketing & support services	852,975	859,760	1,712,735	12,652	25	18,889	45,734	13,062	412,686	111,106	61,301	2,388,190
12	Interest and bank charges	35,826	36,112	71,938	531	1	793	1,921	549	17,333	4,667	2,575	100,308
13	Others:												
	Policy stamps	1,491	1,503	2,994	7	-	155	20	1	62	-	830	4,069
	Information & technology expenses	67,822	68,362	136,184	1,007	2	1,502	3,636	1,039	32,814	8,834	4,873	189,891
	Electricity & water charges	22,068	22,244	44,312	327	1	489	1,183	338	10,677	2,875	1,586	61,788
	Courtesies & entertainment	20,516	20,680	41,196	305	1	454	1,100	314	9,926	2,672	1,474	57,442
	Others	12,049	12,146	24,195	179	-	267	646	185	5,830	1,570	864	33,736
14	Depreciation	40,615	40,937	81,552	603	1	899	2,178	621	19,651	5,290	2,917	113,712
15	Service tax expense/GST expense	21,390	21,559	42,949	317	-	474	1,147	327	10,349	2,786	1,536	59,885
16	Expenses transferred to Shareholders' Account	-	-	-	-	-	-	-	-	(9,000)	-	-	(9,000)
	Total	2,498,015	2,517,888	5,015,903	37,039	74	55,440	133,876	38,231	1,198,930	325,189	180,247	6,984,929

SCHEDULES FORMING PART OF CONSOLIDATED FINANCIAL STATEMENTS

SCHEDULE - 4B

OPERATING EXPENSES RELATING TO INSURANCE BUSINESS

(₹ In '000)

S. No.	Particulars	Year Ended 31 st March, 2017											
		Motor - OD	Motor - TP	Motor - Total	Engineering	Aviation	Workmen Compensation	Personal Accident	Public/ Product Liability	Health	Crop	Other Miscellaneous	Total Miscellaneous
1	Employees remuneration and welfare benefits	651,464	615,608	1,267,072	8,417	3	16,201	26,005	9,121	272,212	265,360	43,869	1,908,261
2	Travel, conveyance and vehicle running expenses	44,486	42,037	86,523	575	0	1,106	1,776	623	18,588	18,120	2,996	130,307
3	Training expenses	3,515	3,321	6,836	45	0	87	140	49	1,469	1,432	237	10,295
4	Rent, rates and taxes	135,390	127,939	263,329	1,749	1	3,367	5,405	1,896	56,572	55,148	9,117	396,584
5	Repairs	44,067	41,641	85,708	569	0	1,096	1,759	617	18,413	17,950	2,967	129,079
6	Printing and stationery	23,862	22,549	46,411	308	0	593	953	334	9,971	9,720	1,607	69,897
7	Communication	34,334	32,444	66,778	444	0	854	1,371	481	14,346	13,985	2,312	100,570
8	Legal and professional charges	157,724	149,043	306,767	2,038	1	3,922	6,296	2,208	65,904	64,246	10,621	462,004
9	Auditor's fees, expenses etc.												
	(a) As Auditor	1,007	951	1,958	13	0	25	40	14	421	410	68	2,949
	(b) As Advisor or in any other capacity in respect of												
	(i) Taxation matters	-	-	-	-	-	-	-	-	-	-	-	-
	(ii) Insurance matters	-	-	-	-	-	-	-	-	-	-	-	-
	(iii) Management services	-	-	-	-	-	-	-	-	-	-	-	-
	(c) In any other capacity (Tax audit fees)	245	232	477	3	0	6	10	3	102	100	17	718
10	Advertisement and publicity	21,403	20,225	41,627	277	0	532	854	300	8,943	8,718	1,441	62,692
11	Marketing & support services	1,711,390	1,617,198	3,328,588	22,113	9	42,559	68,316	23,961	715,098	697,099	115,245	5,012,988
12	Interest and bank charges	30,246	28,581	58,827	391	0	752	1,207	423	12,638	12,320	2,037	88,596
13	Others:												
	Policy stamps	1,443	1,363	2,806	4	0	147	15	1	77	-	785	3,835
	Information & technology expenses	41,410	39,131	80,541	535	0	1,030	1,653	580	17,303	16,868	2,789	121,298
	Electricity & water charges	21,542	20,356	41,898	278	0	536	860	302	9,001	8,775	1,451	63,100
	Courtesies & entertainment	19,385	18,318	37,702	250	0	482	774	271	8,100	7,896	1,305	56,781
	Others	17,114	16,172	33,286	221	0	426	683	240	7,151	6,971	1,152	50,131
14	Depreciation	32,418	30,634	63,052	419	0	806	1,294	454	13,546	13,205	2,183	94,959
15	Service tax expense/GST expense	45,164	42,678	87,842	584	0	1,123	1,803	632	18,872	18,397	3,041	132,293
16	Expenses transferred to Shareholder's Account	-	-	-	-	-	-	-	-	-	-	-	-
	Total	3,037,607	2,870,422	5,908,030	39,234	15	75,651	121,213	42,511	1,268,728	1,236,719	205,240	8,897,339

SCHEDULES FORMING PART OF CONSOLIDATED FINANCIAL STATEMENTS
SCHEDULE - 5
SHARE CAPITAL

(₹ In '000)

S. No.	Particulars	As at 31 st March, 2018	As at 31 st March, 2017
(1)	(2)	(3)	(4)
1	Authorised Capital 400000000 Equity Shares of ₹ 10 each (Previous Year 400000000 Equity Shares of ₹ 10 each)	4,000,000	4,000,000
2	Issued Capital 269321500 Equity Shares of ₹ 10 each (Previous Year 269321500 Equity Shares of ₹10 each)	2,693,215	2,693,215
3	Subscribed Capital 269321500 Equity Shares of ₹ 10 each (Previous Year 269321500 Equity Shares of ₹10 each)	2,693,215	2,693,215
4	Called up Capital 269321500 Equity Shares of ₹ 10 each (Previous Year 269321500 Equity Shares of ₹10 each)	2,693,215	2,693,215
	Less: Calls unpaid	-	-
	Add: Equity Shares forfeited (amount originally paid up)	-	-
	Less: Par Value of Equity Shares bought back	-	-
	Less: Preliminary Expenses	-	-
	Expenses including commission or brokerage on underwriting or subscription of shares	-	-
	Total	2,693,215	2,693,215

SCHEDULES FORMING PART OF CONSOLIDATED FINANCIAL STATEMENTS
SCHEDULE - 5A
SHARE CAPITAL
PATTERN OF SHAREHOLDING
(As certified by the Management)

Shareholders	As at 31 st March, 2018		As at 31 st March, 2017	
	Number of Shares	% of Holding	Number of Shares	% of Holding
Promoters				
a) Indian	137353965	51	199297910	74
b) Foreign	131967535	49	70023590	26
Others	-	-	-	-
Total	269321500	100	269321500	100

SCHEDULES FORMING PART OF CONSOLIDATED FINANCIAL STATEMENTS
SCHEDULE - 6
RESERVES AND SURPLUS

(₹ In '000)

S. No.	Particulars	As at 31 st March, 2018	As at 31 st March, 2017
(1)	(2)	(3)	(4)
1	Capital Reserve	-	-
2	Capital Redemption Reserve	-	-
3	Share Premium	2,568,789	2,568,789
4	General Reserve	-	-
5	Catastrophe Reserve	1,166	1,166
6	Other Reserves	-	-
7	Balance of Profit in Profit and Loss Account	13,502,796	11,609,773
	Total	16,072,751	14,179,728

SCHEDULES FORMING PART OF CONSOLIDATED FINANCIAL STATEMENTS

SCHEDULE - 7

BORROWINGS

(₹ In '000)

S. No.	Particulars	As at 31 st March, 2018	As at 31 st March, 2017
(1)	(2)	(3)	(4)
1	Debentures/Bonds	-	-
2	Banks	-	-
3	Financial Institutions	-	-
4	Others	-	-
	Total	-	-

SCHEDULES FORMING PART OF CONSOLIDATED FINANCIAL STATEMENTS

SCHEDULE - 8

INVESTMENTS - SHAREHOLDERS

(₹ In '000)

S. No.	Particulars	As at 31 st March, 2018	As at 31 st March, 2017
(1)	(2)	(3)	(4)
	Long Term Investments		
1	Govt. Securities, Govt. guaranteed Bonds including Treasury Bills	4,811,613	4,247,393
2	Other Approved Securities	-	-
3	<u>Other Investments</u>		
	Equity Shares	7,446	5,435
	Preference Shares	-	-
	Mutual Funds	-	-
	Derivative Instruments	-	-
	Debenture/Bonds (Housing)	1,775,159	1,549,474
	Non Convertible Debenture/Bonds	1,212,874	511,370
	Other Securities	-	-
	Subsidiaries	-	-
	Investment Properties - Real Estate	-	-
4	Investment In Infrastructure and social sector	6,550,333	6,097,681
5	<u>Other than approved investments</u>		
	Mutual Funds	3,313	-
	Non Convertible Debenture/Bonds	21,190	-
	Short Term Investments		
1	Govt Securities, Govt guaranteed Bonds incl. Treasury Bills	69,124	75,709
2	Other Approved Securities	-	-
3	<u>Other Investments</u>		
	Equity Shares	-	-
	Preference Shares	-	-
	Mutual Funds	210,117	260,022
	Derivative Instruments	-	-
	Debentures & Bonds (Housing)	180,658	336,898
	Non Convertible Debenture/Bonds	158,911	316,171
	Others Securities - CD/CP	52,819	104,967
	Subsidiaries	-	-
	Investment Properties - Real Estate	-	-
4	Investments in Infrastructure & Social Sector	93,010	294,095
5	<u>Other than approved investments</u>		
	Mutual Funds	-	-
	Non Convertible Debenture/Bonds	-	-
	Total	15,146,567	13,802,215

Note: Aggregate amount of company's investment other than listed equity securities and derivative instruments is ₹ 71,444,673 thousand (Previous year ₹ 65,586,052 thousand).

Market value of such investments as at 31.03.2018 is ₹ 70,087,565 thousand (Previous year ₹ 65,337,357 thousand).

SCHEDULES FORMING PART OF CONSOLIDATED FINANCIAL STATEMENTS

SCHEDULE - 8A

INVESTMENTS - POLICYHOLDERS

(₹ In '000)

S. No.	Particulars	As at 31 st March, 2018	As at 31 st March, 2017
(1)	(2)	(3)	(4)
	Long Term Investments		
1	Govt. Securities, Govt. guaranteed Bonds incl. Treasury Bills	17,895,394	15,943,532
2	Other Approved Securities	-	-
3	<u>Other Investments</u>		
	Equity Shares	27,693	20,400
	Preference Shares	-	-
	Mutual Funds	-	-
	Derivative Instruments	-	-
	Debenture/Bonds (Housing)	6,602,189	5,816,294
	Non-Convertible Debenture/Bonds	4,510,930	1,919,542
	Other Securities	-	-
	Subsidiaries	-	-
	Investment Properties - Real Estate	-	-
4	Investment In Infrastructure and social sector	24,362,057	22,888,994
5	<u>Other than approved investments</u>		
	Mutual Funds	12,320	-
	Non Convertible Debenture/Bonds	78,810	-
	Short Term Investments		
1	Govt. Securities, Govt. guaranteed Bonds incl. Treasury Bill	257,086	284,190
2	Other Approved Securities	-	-
3	<u>Other Investments</u>		
	Equity Shares	-	-
	Preference Shares	-	-
	Mutual Funds	781,470	987,312
	Derivative Instruments	-	-
	Debentures & Bonds (Housing)	671,904	1,264,622
	Non-Convertible Debenture/Bonds	591,024	1,186,818
	Others Securities - CD/CP	196,447	394,018
	Subsidiaries	-	-
	Investment Properties - Real Estate	-	-
4	Investments in Infrastructure & Social Sector	345,922	1,103,949
5	<u>Other than approved investments</u>		
	Mutual Funds	-	-
	Non Convertible Debenture/Bonds	-	-
	Total	56,333,246	51,809,671

SCHEDULES FORMING PART OF CONSOLIDATED FINANCIAL STATEMENTS

SCHEDULE - 9

LOANS

(₹ In '000)

S. No.	Particulars	As at 31 st March, 2018	As at 31 st March, 2017
(1)	(2)	(3)	(4)
1	Security-wise Classification		
	(a) On mortgage of property		
	(aa) In India	-	-
	(bb) Outside India	-	-
	(b) On shares, Bonds, Govt Securities	-	-
	(c) Others	-	-
	Secured	-	-
	Total	-	-
2	Borrower-wise Classification		
	(a) Central and State Governments	-	-
	(b) Banks and Financial Institutions	-	-
	(c) Subsidiaries	-	-
	(d) Industrial Undertakings	-	-
	(e) Others	-	-
	Total	-	-
3	Performance-wise Classification		
	(a) Loans classified as standard		
	(aa) in India	-	-
	(bb) outside India	-	-
	(b) Non performing loans less provisions		
	(aa) in India	-	-
	(bb) outside India	-	-
	Total	-	-
4	Maturity-wise Classification		
	(a) Short Term	-	-
	(b) Long Term	-	-
	Total	-	-

SCHEDULES FORMING PART OF CONSOLIDATED FINANCIAL STATEMENTS
SCHEDULE - 10
FIXED ASSETS

(₹ In '000)

Particulars	Gross Block			Depreciation			Net Block			
	As at 1 st April, 2017	Additions during the year	Sales/ Adjustments during the year	As at 31 st March, 2018	Upto 31 st March, 2017	For the Year	On Sales/ Adjustments	Upto 31 st March, 2018	As at 31 st March, 2018	As at 31 st March, 2017
Goodwill	-	-	-	-	-	-	-	-	-	-
Intangibles:										
- Computer Software	263,264	53,275	-	316,539	220,212	26,295	-	246,507	70,032	43,052
Land - Freehold	37,849	-	-	37,849	-	-	-	-	37,849	37,849
Leasehold Property	-	-	-	-	-	-	-	-	-	-
Buildings	12,251	-	-	12,251	1,408	202	-	1,610	10,641	10,843
Furniture & Fittings	321,331	29,487	1,380	349,438	246,559	18,209	1,380	263,338	86,050	74,772
Information Technology										
Equipment	625,418	68,117	706	692,829	537,359	64,655	706	601,308	91,521	88,058
Vehicles	6,215	4,677	-	10,892	2,786	1,154	-	3,940	6,952	3,429
Office Equipment	94,529	7,443	773	101,199	79,874	6,599	773	85,700	15,499	14,655
Others	-	-	-	-	-	-	-	-	-	-
Total	1,360,857	162,999	2,859	1,520,997	1,088,198	117,114	2,859	1,202,453	318,544	272,658
Capital Work In Progress	28,878	12,193	28,878	12,193	-	-	-	-	12,193	28,878
Grand Total	1,389,735	175,192	31,737	1,533,190	1,088,198	117,114	2,859	1,202,453	330,737	301,536
Previous Year Total	1,220,611	190,829	21,705	1,389,735	999,916	97,879	9,597	1,088,198	301,536	-

SCHEDULES FORMING PART OF CONSOLIDATED FINANCIAL STATEMENTS

SCHEDULE - 11

CASH AND BANK BALANCES

(₹ In '000)

S. No.	Particulars	As at 31 st March, 2018	As at 31 st March, 2017
(1)	(2)	(3)	(4)
1	Cash (including cheques, drafts and stamps)	30,032	35,235
2	Bank Balances		
	(a) Deposit Accounts		
	(aa) Short Term (due within 12 months)	7,600	480,000
	(bb) Others	5,000	12,600
	(b) Current Accounts	1,867,138	787,658
	(c) Others	-	-
3	Money at call & short notice		
	With Banks	-	-
	With Other Institutions	-	-
4	Others	-	-
	Total	1,909,770	1,315,493
	Balances with non-scheduled banks included in 2 and 3 above	-	-

Note: Balance with Banks in current accounts above, includes liquid flexi term deposit of ₹ 1,437,900 thousand (Previous year ₹ 362,900 thousand).

SCHEDULES FORMING PART OF CONSOLIDATED FINANCIAL STATEMENTS

SCHEDULE - 12

ADVANCES AND OTHER ASSETS

(₹ In '000)

S. No.	Particulars	As at 31 st March, 2018	As at 31 st March, 2017
(1)	(2)	(3)	(4)
	ADVANCES		
1	Reserve Deposit with ceding Companies	-	-
2	Application Money for Investments	-	-
3	Prepayments	85,817	53,480
4	Advance to Directors/Officers	-	-
5	Advance Tax Paid and Tax Deducted at source (Net of provision for taxation)	512,336	121,733
6	MAT Credit Entitlement	-	1,643
7	Deposit towards Rent	91,670	82,384
8	Service Tax Recoverable	12,854	6,354
9	Others	48,792	14,216
	Total (A)	751,469	279,810
	OTHER ASSETS		
1	Income accrued on Investments/FDRs	2,591,204	2,425,572
2	Outstanding Premiums	6,762,345	1,303,427
3	Agents' Balances	-	-
4	Foreign Agencies Balances	-	-
5	Due from entities carrying on insurance business (including reinsurers)	1,468,944	623,800
6	Due from Subsidiaries/Holdings	-	-
7	Assets held for unclaimed amount of Policyholders	252,535	-
	Add: Investment income accruing on unclaimed amount	32,465	-
8	Deposit with Reserve Bank of India	-	-
9	Others	-	-
	Total (B)	11,107,493	4,361,799
	Total (A+B)	11,858,962	4,641,609

SCHEDULES FORMING PART OF CONSOLIDATED FINANCIAL STATEMENTS

SCHEDULE - 13

CURRENT LIABILITIES

(₹ In '000)

S. No.	Particulars	As at 31 st March, 2018	As at 31 st March, 2017
(1)	(2)	(3)	(4)
1	Agents Balances	419,021	167,249
2	Balances due to other insurance companies (including reinsurers)	6,556,057	4,469,078
3	Deposits held on re-insurances ceded	-	-
4	Premiums received in advance	626,984	310,096
5	Unallocated premium	125,342	-
6	Sundry Creditors	1,629,369	967,656
7	Due to Subsidiaries/Holding Company	-	-
8	Claims outstanding*	37,787,976	33,559,216
9	Due to Officers/Directors	-	-
10	Deposit Premium	423,850	394,897
11	Goods & Service Tax Payable	14,702	-
12	Employee Benefit	331,496	336,607
13	Unclaimed amount of Policyholders	252,522	405,686
	Add: Investment income accruing on unclaimed amount	32,465	18,529
	Total	48,199,784	40,629,014

*Claims Outstanding Includes ₹ 2,733,598 thousand (Previous Year ₹ 3,341,879 thousands) on account of settlement received from the IMTPIP towards the company's share of claim liability determined by the pool upto the date of dismantling (Net of claims paid upto reporting period).

SCHEDULES FORMING PART OF CONSOLIDATED FINANCIAL STATEMENTS

SCHEDULE - 14

PROVISIONS

(₹ In '000)

S. No.	Particulars	As at 31 st March, 2018	As at 31 st March, 2017
(1)	(2)	(3)	(4)
1	Reserve for Unexpired Risk	18,760,756	14,589,972
2	For Taxation (less advance tax paid and taxes deducted at source)	-	-
3	For Proposed Dividends	-	-
4	For Dividend Distribution Tax	-	-
5	Premium Deficiency	-	-
6	For Doubtful Debt	41,622	41,622
	Total	18,802,378	14,631,594

SCHEDULES FORMING PART OF CONSOLIDATED FINANCIAL STATEMENTS

SCHEDULE - 15

MISCELLANEOUS EXPENDITURE

(To the extent not written off or adjusted)

(₹ In '000)

S. No.	Particulars	As at 31 st March, 2018	As at 31 st March, 2017
(1)	(2)	(3)	(4)
1	Discount allowed in issue of shares/debentures	-	-
2	Others	-	-
	Total	-	-

IFFCO-TOKIO

ACCOUNTING
POLICIES & NOTES TO
ACCOUNTS
CONSOLIDATED

SCHEDULE 16: NOTES TO ACCOUNTS

A. SIGNIFICANT ACCOUNTING POLICIES ON CONSOLIDATED ACCOUNTS

1. Basis of Preparation of Financial Statements

The financial statements have been prepared under the historical cost convention and on the accrual basis of accounting in accordance with the generally accepted accounting principles and conform to the statutory requirements prescribed under the Insurance Regulatory and Development Authority (Preparation of Financial Statements and Auditor's Report of Insurance Companies) Regulations, 2002 including directions thereon, the Insurance Act, 1938, the provisions of Companies Act, 2013 including notified Accounting Standards there under except otherwise stated.

2. Use of Estimates

The presentation of the financial statements in conformity with the generally accepted accounting principles requires the management to make estimates and assumptions that affect the reported amount of assets and liabilities, revenues and expenses and disclosure of contingent assets & liabilities. Such estimates and assumptions are based on the management's evaluation of the relevant facts and circumstances as on the date of financial statements. Any revision to the accounting estimates is recognized prospectively in the period in which the results are known/materialized.

3. Revenue Recognition

- 3.1 Premium and cession thereof are recognized over the contract period or the period of the risk in respective revenue account following 1/365 method.

Reserve for unexpired risk representing premium attributable to the succeeding accounting period is maintained based on the above method except in Marine Hull business and reinsurance acceptances under the Pool arrangements. Unexpired Risk Reserve for Marine Hull business and reinsurance acceptances in respect of Terrorism Pool is

maintained at hundred percent of net premium and in respect of all other reinsurance acceptances under pool arrangements at fifty percent of the net premium during the preceding twelve months.

- 3.2 Any subsequent revision to the premium under the policies is accounted for in the period in which they occur.
- 3.3 Premium deficiency is recognized whenever expected claim costs, related expenses and maintenance costs exceeds related reserve for unexpired risks for each segment of business.
- 3.4 Reinsurance Inward acceptances are accounted for on the basis of returns, to the extent received, from the insurers.
- 3.5 Commission on reinsurance cessions are recognized as income in the period in which the premium is ceded. Profit commission under reinsurance treaties, wherever applicable, is recognized on the determination of profit for the period.
- 3.6 Interest Income is recognized on accrual basis.
- 3.7 Dividend income is recognized when the right to receive dividend is established.
- 3.8 Profit or Loss on sale/redemption of investments which is the difference between sale consideration and carrying value is recognized on trade date and includes effects of accumulated fair value changes, previously recognized, for specific investments sold/redeemed during the year. In determining realized gain/loss, cost of securities is arrived at on 'Weighted average cost' basis and sale consideration for the purpose of realized gain/loss is net of Brokerage and taxes, if any.

4. Allocation of Investment Income between Revenue Accounts and Profit and Loss Account

Investment income is apportioned to Profit and Loss Account and Revenue Accounts in the ratio of average of Shareholders Funds and Policyholders Funds standing in each class of business at the end of each month.

5. Claims Incurred

- 5.1 Liability in respect of claims is provided for the intimations received up to the year-end based on the surveyor's assessment, information provided by the insured, judgment based on past experience and other applicable laws and practices. However, in respect of claims under reinsurance acceptances, the claim liability is provided based on the returns/advice, to the extent received, from the Reinsurers.
- 5.2 Liability in respect of "Claims incurred but not reported" (IBNR) and "Claims incurred but not enough reported" (IBNER) is provided for on actuarial estimates as certified by the "Appointed Actuary".
- 5.3 Salvage/Recoveries under claims are netted off against "Claims Incurred" and are accounted for on realization.

6. Allocation of Operating Expenses

Operating expenses other than policy stamps are apportioned to respective revenue accounts on the basis of net premium in each class of business at the end of financial year. Expenses relating to policy stamps are directly taken to the respective revenue accounts.

7. Acquisition Cost of insurance contracts

Cost relating to acquisition of new/renewal of insurance contracts are expensed in the period in which they are incurred.

8. Investments

Investments are recorded on the trade date at the acquisition cost.

Classification

Investment maturing within twelve months from the Balance Sheet date and investments made with specific intention to dispose of within twelve months from the Balance Sheet date are classified as Short Term Investments. Other investments are classified as Long Term Investments.

Valuation

- (i) Debt securities including Government securities are considered as held to maturity and are valued at cost subject to amortization by charging off/crediting investment income with the difference of acquisition cost and maturity value over the unexpired period of maturity on straight line method.
- (ii) Investments in units of mutual funds are valued at Net Asset Value (NAV).
- (iii) Equity securities listed and actively traded are stated at fair value, being the last quoted closing price on the National Stock Exchange (NSE). However, in case of any stock not being listed at NSE, the same is valued based on the last quoted closing price on Bombay Stock Exchange (BSE).
- (iv) Any unrealized gain/loss arising due to change in fair value of mutual fund investments and listed equity shares is accounted in 'Fair Value Change Account' and carried forward in the Balance Sheet and is not available for distribution.
- (v) Investment in subsidiary company is valued at cost less permanent diminution, if any.

9. Fixed Assets

Fixed Assets including Intangible Assets are stated at their cost of acquisition less accumulated depreciation/amortization.

Capital Work in Progress is stated at cost.

10. Depreciation/Amortization

10.1 Depreciation on Fixed Assets is provided on straight line method based on useful life as provided in Schedule II of the Companies Act, 2013 except

- (i) Fixtures in rented premises are depreciated proportionately over the residual lease period wherever the lease period is less than the useful life specified in Schedule II.
- (ii) Information Technology Equipments - Servers & Networks are depreciated over

their useful life of three years on straight line method.

- (iii) Fixed Assets having value up to ₹ 5000 are fully depreciated in the year of acquisition.

10.2 Intangible Asset (Software) is amortized over its useful life of three years on straight line method.

11. Operating Lease

Payments made towards assets/premises taken on operating lease are recognized as an expense in the revenue accounts and profit and loss account over the lease term on straight-line basis.

12. Pre-Paid Expenses

Expenditure up to ₹ 25,000 in each case is accounted for in the year in which the same is incurred.

13. Foreign Currency Transactions

Transactions in foreign currency are accounted at the exchange rate prevailing on the date of the transaction.

The monetary items remaining outstanding as on the date of Balance Sheet are translated at the exchange rate as on that date.

Exchange Gain/Loss on settlement/translation of foreign currency transactions is recognized as income/expense.

14. Income Tax

Income tax comprises of Current Tax and Deferred Tax. Deferred tax, resulting from 'timing differences' between book and taxable profits, is accounted for using the tax rates and laws that have been enacted or substantively enacted. The deferred tax asset is recognized and carried only to the extent that there is a reasonable/virtual certainty that the asset will be realized in future.

15. Employee Benefits

15.1 The Liability for Gratuity is covered by the "Group Gratuity Cash Accumulation Scheme" with an Insurance Company. The liability is accounted for based on actuarial valuation as on the date of Balance Sheet.

15.2 Liability for leave encashment is provided for on the basis of actuarial valuation as on the date of Balance Sheet.

15.3 Provident Fund and Family Pension Scheme contributions and liability towards Leave Travel Assistance (LTA) are accounted for on accrual basis.

15.4 Gains/losses arising out of the actuarial valuation are recognized immediately in the accounts.

16. Impairment of Assets

The carrying amounts of assets are reviewed at each balance sheet date for indications of any impairment based on internal/external factors. An impairment loss is recognized wherever the carrying amount of the asset exceeds its recoverable amount. Any such impairment loss is recognized by charging it to the profit and loss account. A previously recognized impairment loss is reversed where it no longer exists and the asset is restated to that effect.

17. Provisions & Contingencies

A provision, other than those relating to contract with policyholders, is recognized when there is present obligation arising out of past events and it is probable that an outflow of resources will be required to settle the obligation and the amount can be reasonably estimated. Wherever there is a possible obligation that may, but probably will not require an outflow of resources, the same is disclosed by way of contingent liability. Contingent liability in respect of Show Cause Notices is considered only when converted into demand.

B. NOTES FORMING PART OF ACCOUNTS

I. BASIS OF CONSOLIDATION

The Consolidated financial statements relate to IFFCO TOKIO GENERAL INSURANCE COMPANY LIMITED and its wholly-owned subsidiary IFFCO TOKIO INSURANCE SERVICES LIMITED.

a) Basis of Accounting :

- i. The financial statements of the subsidiary company in the consolidation are drawn up to the same reporting date as of the company.
- ii. The Consolidated financial statements have been prepared in accordance with Accounting Standard (AS) 21- 'Consolidated Financial Statements' notified under the Companies Act, 2013 and generally accepted accounting principles.

b) Principles of Consolidation:

The consolidated financial statements have been prepared as per following principles:

- i. The financial statements of the company and its subsidiary are combined on a line by line basis by adding together the book value of like items of assets, liabilities, income and expenses after eliminating intra- group balances, intra- group transactions, unrealized profits or losses.
- ii. The consolidated financial statements are prepared using uniform accounting policies for like transactions and other events in similar circumstances and are presented to the extent possible, in the same manner as the company's separate financial statements except as otherwise stated in the notes to accounts.

c) Additional Information required under part II of schedule III to the Companies Act, 2013 is as under:

(₹ in '000)

Name of Entity	Net Assets (Total assets minus Total liability)		Share in Profit or loss (Profit after tax)	
	% of consolidated net assets	Amount	% of consolidated profit or loss	Amount
IFFCO TOKIO INSURANCE SERVICES LIMITED	0.12%	21,611	0.01%	134

II. Disclosures required under Accounting Standards

1. Accounting Standard-15 "Employee Benefits"

A. General description of defined contribution plan

Provident Fund (Subsidiary Company)	The company makes contributions at a specified percentage of payroll cost towards Employee Provident Fund (EPF) for qualifying employees. The company recognized ₹ 14,311 thousand (previous year ₹ 13,434 thousand) for provident fund contribution in the profit & loss account.
--	--

B. General description of the defined benefit scheme:

Gratuity	Payable on separation @ 15 days pay for each completed year of service to eligible employees who render continuous service of five years or more.
Leave Encashment	Payable on encashment during the service or on separation to the eligible employees who have accumulated earned leave.
Provident Fund (Parent Company)	The Company pays fixed contribution to Provident Fund Trust. Contribution to Family Pension Scheme is paid to appropriate authority. The contribution for ₹ 63,613 thousand (previous year ₹ 51,925 thousand) has been recognized as expense in the accounts.

C. Other disclosures as required under AS-15 (Revised 2005) on “Employee Benefits” in respect of defined benefit obligations are as under:

i. Expenses recognized in Profit & Loss Account

(₹ in '000)

Particulars	Gratuity					Leave Encashment				
	2017-18	2016-17	2015-16	2014-15	2013-14	2017-18	2016-17	2015-16	2014-15	2013-14
Current Service Cost	26,498	17,372	15,697	13,432	10,185	57,356	40,435	34,449	29,660	20,905
Interest cost on benefit obligation	12,442	7,778	6,896	6,013	4,003	18,054	13,449	12,314	10,855	7,430
Expected return on plan assets	(10,881)	(7,387)	(5,732)	(4,258)	(4,436)	-	-	-	-	-
Net actuarial (Gain)/ loss recognized in the year	(1,755)	54,384	(2,507)	8,891	14,193	(6,943)	45,911	(4,672)	17,999	30,150
Expenses recognized in the Profit & Loss Account	26,304	72,147	14,354	24,078	23,946	68,467	99,795	42,091	58,514	58,485

ii. The amount recognized in the Balance Sheet

(₹ in '000)

Particulars	Gratuity					Leave Encashment				
	2017-18	2016-17	2015-16	2014-15	2013-14	2017-18	2016-17	2015-16	2014-15	2013-14
Present Value of obligation at end of year (I)	204,641	177,853	102,632	89,581	68,939	305,193	264,578	182,290	160,424	124,607
Fair Value of Plan assets at end of year (ii)	178,337	105,824	88,322	65,503	46,664	-	-	-	-	-
Difference (ii-I) i.e. Assets/ (Liabilities)	(26,304)	(72,029)	(14,310)	(24,078)	(22,275)	(305,193)	(264,578)	(182,290)	(160,424)	(124,607)
Net Asset/(Liability) recognised in the Balance Sheet	(26,304)	(72,029)	(14,310)	(24,078)	(22,275)	(305,193)	(264,578)	(182,290)	(160,424)	(124,607)

iii. Changes in the present value of the Defined Benefit Obligations:

(₹ in '000)

Particulars	Gratuity					Leave Encashment				
	2017-18	2016-17	2015-16	2014-15	2013-14	2017-18	2016-17	2015-16	2014-15	2013-14
Present Value of obligation at beginning of year	177,853	102,632	89,582	68,939	46,956	264,578	182,290	160,424	124,607	86,024
Interest Cost	12,442	7,778	6,896	6,013	4,003	18,054	13,449	12,313	10,855	7,430
Current Service Cost	26,498	17,372	15,697	13,432	10,185	57,356	40,435	34,449	29,660	20,905
Benefit Paid	(9,418)	(4,541)	(7,443)	(8,060)	(6,244)	(27,852)	(17,507)	(20,224)	(22,697)	(19,902)
Net actuarial (Gain)/Loss on obligation	(2,734)	54,612	(2,100)	9,257	14,039	(6,943)	45,911	(4,672)	17,999	30,150
Present value of the defined benefit as at end of year	204,641	177,853	102,632	89,581	68,939	305,193	264,578	182,290	160,424	124,607

iv. Changes in the fair value of plan assets:

(₹ in '000)

Particulars	Gratuity					Leave Encashment				
	2017-18	2016-17	2015-16	2014-15	2013-14	2017-18	2016-17	2015-16	2014-15	2013-14
Fair value of plan assets at beginning of year	105,824	88,322	65,503	46,664	48,128	-	-	-	-	-
Expected return on plan assets	10,881	7,387	5,732	4,258	4,436	-	-	-	-	-
Contributions by employer	72,029	14,428	24,123	22,275	499	-	-	-	-	-
Benefits Paid	(9,418)	(4,541)	(7,443)	(8,060)	(6,244)	-	-	-	-	-
Actuarial Gain/(Loss) on plan assets	(979)	228	407	366	(154)	-	-	-	-	-
Fair value of plan assets at end of year*	178,337	105,824	88,322	65,503	46,664	-	-	-	-	-

*Gratuity Fund is managed by Life Insurance Corporation of India (LIC). Individual investment wise details of the plan assets are not being provided by LIC.

v. Actuarial Assumptions

Principal assumptions used for actuarial valuation of parent company are:

Particulars	Gratuity (Funded)					Leave Encashment (Non-Funded)				
	2017-18	2016-17	2015-16	2014-15	2013-14	2017-18	2016-17	2015-16	2014-15	2013-14
Method used	Projected Unit Credit Method									
Discount Rate	7.60%	7.25%	7.75%	7.75%	8.25%	7.60%	7.25%	7.75%	7.75%	8.25%
Salary Escalation	6.00%	6.00%	6.00%	6.00%	5.00%	6.00%	6.00%	6.00%	6.00%	5.00%
Mortality rate	IALM (2006-08)									
Withdrawal rate	1 to 3%	1 to 3%	1 to 3%	1 to 3%	1 to 3%	1 to 3%	1 to 3%	1 to 3%	1 to 3%	1 to 3%
Rate of return on plan assets	7.51%	7.75%	8.50%	8.75%	9.25%	-	-	-	-	-

Principal assumptions used for actuarial valuation of Subsidiary company are:

Particulars	Gratuity (Funded)					Leave Encashment (Non-Funded)				
	2017-18	2016-17	2015-16	2014-15	2013-14	2017-18	2016-17	2015-16	2014-15	2013-14
Discount rate	7.30%	7.00%	7.75%	7.75%	9.00%	7.30%	7.00%	7.75%	7.75%	9.00%
Salary Escalation	10.00%	10.00%	10.00%	10.00%	10.00%	10.00%	10.00%	10.00%	10.00%	10.00%

The estimate of future salary increase considered in actuarial valuation, take into account of inflation, seniority, promotion and other relevant factors, such as supply and demand in the employment market.

2. Accounting Standard-17 "Segment Reporting"

The Company's primary reportable segments are business segments, which have been identified in accordance with the Regulations. Disclosure as required is provided as under:

a) Business Segments

(₹ in '000)

Particulars	Year ended 31 st March, 2018	Year ended 31 st March, 2017
SEGMENT REVENUE:		
Fire Insurance	3,459,108	3,424,408
Marine Insurance	1,545,630	1,420,843
Motor Insurance - OD	15,628,242	16,280,806
Motor Insurance - TP	17,719,467	18,015,418
Engineering Insurance	977,242	802,626
Workmen Compensation Insurance	313,694	327,330
Personal Accident Insurance	840,228	585,869
Product Liability Insurance	295,703	258,943
Health Insurance	6,925,347	5,552,043
Crop	10,856,520	12,715,840
Other Insurance	2,477,219	2,435,879
Investment	1,378,710	1,664,954
Total	62,417,110	63,484,958
SEGMENT RESULT: Profit/Loss		
Fire Insurance	30,485	552,660
Marine Insurance	226,874	151,677
Motor Insurance - OD	654,337	366,903
Motor Insurance - TP	1,205,909	2,332,148
Engineering Insurance	44,169	127,494
Workmen Compensation Insurance	103,254	120,391
Personal Accident Insurance	(150,832)	(17,133)
Product Liability Insurance	82,237	82,560
Health Insurance	(881,934)	(1,473,014)
Crop	(298,740)	1,987,276
Other Insurance	235,343	321,176
Investments	1,378,710	1,664,954
Unallocable	(47,808)	(18,582)
Total Profit before Tax	2,582,004	6,198,510
Less: Provision for Taxation	688,981	1,928,287
Profit After Tax	1,893,023	4,270,223

(₹ in '000)

SEGMENT ASSETS	As at 31st March, 2018	As at 31st March, 2017
Fire Insurance	-	-
Marine Insurance	-	-
Motor Insurance	-	-
Engineering Insurance	-	-
Workmen Compensation Insurance	-	-
Personal Accident Insurance	-	-
Product Liability Insurance	-	-
Health Insurance	-	-
Crop	-	-
Other Insurance	-	-
Investments	74,083,617	68,530,058
Total	74,083,617	68,530,058
Add: Unallocable Assets	11,678,735	3,601,618
Total	85,762,352	72,131,676
SEGMENT LIABILITIES	As at 31st March, 2018	As at 31st March, 2017
Fire Insurance	1,115,870	876,054
Marine Insurance	782,704	775,647
Motor Insurance-OD	9,117,260	8,170,387
Motor Insurance-TP	36,102,118	30,737,511
Engineering Insurance	361,373	322,676
Workmen Compensation Insurance	233,670	214,934
Personal Accident Insurance	736,505	444,227
Product Liability Insurance	215,806	154,867
Health Insurance	4,013,664	2,652,817
Crop	2,579,933	2,672,134
Other Insurance	1,289,830	1,127,933
Investments	-	-
Total	56,548,733	48,149,188
Add: Unallocable Liabilities	10,453,429	7,111,421
Total	67,002,162	55,260,608
Cost incurred to acquire segment assets (Fixed Assets)		
Fire Insurance	-	-
Marine Insurance	-	-
Motor Insurance	-	-
Engineering Insurance	-	-
Workmen Compensation Insurance	-	-
Personal Accident Insurance	-	-
Product Liability Insurance	-	-
Health Insurance	-	-
Crop	-	-
Other Insurance	-	-
Investments	-	-
Total	-	-
Add: Unallocable Fixed assets	146,315	178,815
Total	146,315	178,815

Amount of expenses included in segment result for depreciation and amortization in respect of assets	Year ended 31 st March, 2018	Year ended 31 st March, 2017
Fire Insurance	1,500	1,309
Marine Insurance	1,900	1,611
Motor Insurance - OD	40,614	32,418
Motor Insurance - TP	40,937	30,634
Engineering Insurance	602	419
Workmen Compensation Insurance	899	806
Personal Accident Insurance	2,178	1,294
Product Liability Insurance	622	454
Health Insurance	19,650	13,546
Crop	5,290	13,205
Other Insurance	2,920	2,183
Investments	-	-
Total	117,112	97,879
Add: Unallocable Expenses	-	-
Total	117,112	97,879

Assets and Liabilities of the Company, which are not identifiable with any of the segments, have been classified as unallocable.

b) Geographical Segment

Since the Company's entire business is conducted within India, there is no reportable Geographical Segmentation for the year.

3. Accounting Standard- 18 "Related Party Disclosures"

The transactions between the company and its related parties during the year are as under:

(₹ in '000)

Name of the Related Parties	Nature of Related party relationship	Description of nature of transactions	Year ended 31.3.2018	Year ended 31.3.2017
Indian Farmers Fertiliser Cooperative Limited	Promoters with more than 20% Voting rights	Premium accounted from direct business	674,765	644,605
		Claims paid on direct basis	127,699	81,073
		Payment of Rent and other expenses	193,641	231,885
		Deposit of Insurance Premium	2,500	2,500
		Amount Payable/(Receivable) at the Balance Sheet Date	576	317
Indian Potash Limited	Associate of Promoters with more than 20% Voting rights	Premium accounted from direct business	79,904	53,340
		Claim paid on direct basis	92,864	65,967
		Deposit of Insurance Premium	100	100
		Amount Payable/(Receivable) at the Balance Sheet Date	(150)	(150)
Tokio Marine Asia Pte Ltd (formerly Millea Asia Pte Ltd)	Promoters with more than 20% Voting rights	Payment of Professional Fee	-	2,080
		Claim/Reimbursement of Expenses	81	1,030
		Payment of Fee	3,002	1,000
Tokio Marine & Nichido Fire Insurance Co Ltd	Associate of Promoters with more than 20% Voting rights	Premium on Cession of Re-insurance Premium	310,479	336,927
		Commission Earned on Premium Ceded	78,858	79,958
		Losses Recovered from Re-insurer	885,762	591,878
		Claim/Reimbursement of Expenses	124	-
		Amount Payable/(Receivable) at the Balance Sheet Date	116,769	(75,982)
Tokio Marine Kiln Singapore Pte Ltd	Associate of Promoters with more than 20% Voting rights	Premium on Cession of Re-insurance Premium	76	1,922
		Commission Earned on Premium Ceded	4	478
		Losses Recovered from Re-insurer	-	294
		Amount Payable/(Receivable) at the Balance Sheet Date	(1,770)	(1,653)

Tokio Marine Insurance Singapore Ltd	Associate of Promoters with more than 20% Voting rights	Premium on Cession of Re-insurance Premium	182,778	151,695
		Commission Earned on Premium Ceded	16,420	21,393
		Losses Recovered from Re-insurer	64,880	46,763
		Amount Payable/(Receivable) at the Balance Sheet Date	11,147	34,101
		Claim/Reimbursement of Expenses	-	77
		Payment of Fee	-	374
Tokio Marine Europe Insurance Ltd.	Associate of Promoters with more than 20% Voting rights	Premium on Cession of Re-insurance Premium	-	-
		Commission Earned on Premium Ceded	-	-
		Amount Payable/(Receivable) at the Balance Sheet Date	116	116
Tokio Marine Kiln Syndicate	Associate of Promoters with more than 20% Voting rights	Premium on Cession of Re-insurance Premium	777	-
		Commission Earned on Premium Ceded	39	-
		Losses Recovered from Re-insurer	374	-
		Amount Payable/(Receivable) at the Balance Sheet Date	(135)	-
Tokio Marine HCC	Associate of Promoters with more than 20% Voting rights	Premium on Cession of Re-insurance Premium	23,872	11,778
		Commission Earned on Premium Ceded	3,788	2,346
		Amount Payable/(Receivable) at the Balance Sheet Date	13,072	6,300
Tokio Marine & Nichido Risk Consulting Co. Ltd.	Associate of Promoters with more than 20% Voting rights	Payment of Fee	-	967
Tokio Marine Insurance (Malaysia) Behard	Associate of Promoters with more than 20% Voting rights	Claim/Reimbursement of Expenses	43	55
		Payment of Fee	69	598
PT Asuransi Tokio Marine Indonesia	Associate of Promoters with more than 20% Voting rights	Claim/Reimbursement of Expenses	-	291
		Payment of Fee	121	145
Tokio Marine Services Europe Ltd.	Associate of Promoters with more than 20% Voting rights	Claim/Reimbursement of Expenses	-	-
		Payment of Fee	-	16
TM Claim Services Inc.	Associate of Promoters with more than 20% Voting rights	Claim/Reimbursement of Expenses	10,192	10,190
		Payment of Fee	2,495	3,047
Tokio Marine Management Australasia Pty Ltd.	Associate of Promoters with more than 20% Voting rights	Claim/Reimbursement of Expenses	3,023	1,115
		Payment of Fee	339	555
The Tokio Marine Claim Services Co Ltd	Associate of Promoters with more than 20% Voting rights	Claim/Reimbursement of Expenses	-	449
		Payment of Fee	16	85
TM Claim Service Asia PTE Ltd.	Associate of Promoters with more than 20% Voting rights	Claim/Reimbursement of Expenses	-	121
		Payment of Fee	793	513
TM Claim Service Europe Ltd.	Associate of Promoters with more than 20% Voting rights	Claim/Reimbursement of Expenses	10,069	1,946
		Payment of Fee	2,230	3,534
Tokio Marine Insurance (Thailand) Public Co. Ltd	Associate of Promoters with more than 20% Voting rights	Claim/Reimbursement of Expenses	1,020	359
		Payment of Fee	2,590	-

IFFCO Ebazar Ltd	Associate of Promoters with more than 20% Voting rights	Premium accounted from direct business	484	86
		Claims paid on direct basis	202	15
IFFCO Kisan Sanchar Ltd.	Associate of Promoters with more than 20% Voting rights	Premium accounted from direct business	4,035	1,937
		Claims paid on direct basis	2,299	2,458
K. Srinivasa Gowda	Chairman	Payment of Rent on office Building	6,120	4,800
		Honorarium Charges	600	600
IFFCO Kisan Bazar & Logistics Ltd.	Associate of Promoters with more than 20% Voting rights	Premium accounted from direct business	1,300	1,267
IFFCO MC Crop Science Ltd.	Associate of Promoters with more than 20% Voting rights	Premium accounted from direct business	4,373	1,684
		Claims paid on direct basis	203	24
IFFCO Kisan SEZ Ltd.	Associate of Promoters with more than 20% Voting rights	Premium accounted from direct business	719	199
		Claims paid on direct basis	5	502
Indian Farm Forestry Development Cooperative Ltd.	Associate of Promoters with more than 20% Voting rights	Premium accounted from direct business	1,847	1,086
		Claims paid on direct basis	30	223
		Payment for CSR activity- IFFDC being implementation agency	44,500	18,273
IFFCO Chhattisgarh Power Limited	Associate of Promoters with more than 20% Voting rights	Premium accounted from direct business	226	440
		Claims paid on direct basis	149	117
Yogesh Lohiya	Managing Director & Chief Executive Officer (Upto 14.02.2017)	Remuneration-Key Management Personnel	-	14,700
Warendra Sinha	Managing Director & Chief Executive Officer (w.e.f 28.03.2017)		14,905	143
H.O.Suri	Director-Marketing		6,382	5,723
Jun Matsui	Director-Operations (w.e.f 30.01.2018)		1,269*	-
Hiroshi Yasui	Director-Operations (upto 30.01.2018)		4,978	5,340
Sanjeev Chopra	Chief Financial Officer		5,679	4,169
Amit Jain	Company Secretary		3,545	2,746
Srikanth Charan	CEO of Subsidiary Company		5,451	4,098

*Includes salary drawn by Mr Jun Matsui as OSD (Officer on Special Duty) for period from 1.01.2018 to 29.01.2018.

4. Accounting Standard-19 "Leases"

In respect of premises taken on operating lease,

- (i) In respect of premises taken on operating lease, the lease arrangements are generally mutually renewable/cancellable by the lessor/lessee.
- (ii) In respect of premises taken on operating lease, total of future minimum lease payments under non-cancellable operating lease and amount recognized in P&L account is as under:-

(₹ in '000)

Particulars	Year ended 31.3.2018	Year ended 31.3.2017
Not later than one year	291,396	271,229
Later than one year and not later than five years	690,100	541,159
Later than five years	112,983	236,280
Lease payment recognised in P&L account	397,878	408,286

5. Accounting Standard -20 "Earnings Per Share"

S. No.	Particulars	Year ended 31.3.2018	Year ended 31.3.2017
a)	Net Profit/(Loss) available for Equity Shareholders (₹ '000)	1,893,023	4,270,223
b)	Weighted Average number of Equity Shares outstanding during the year (No. of Units in Thousand)	269,322	269,322
c)	Basic and Diluted Earning per Share (Equity Share of Face Value of ₹10/- each)	7.03	15.86

6. Accounting Standard -22 "Accounting for taxes on income"

The breakup of deferred tax assets and liabilities into major components at the year end is as below:

(₹ in '000)

Particulars	As at 31.03.2018		As at 31.03.2017	
	Liabilities	Assets	Liabilities	Assets
Depreciation	-	19,590	-	22,700
Expenditure accrued but not deductible for tax purposes, allowable on actual payment	-	131,666	-	200,301
Unexpired Risk reserve provided in excess of limit specified in Income Tax Act.	-	31,687	-	38,000
Carried forward business loss as per Income Tax Act	-	127	-	151
Total	-	183,070	-	261,152
Net Deferred tax asset	-	183,070	-	261,152

Net decrease in Deferred Tax asset for the year ₹ 78,082 thousand has been recognized in the Profit & Loss Account (previous year decrease of ₹ 81,500 thousand).

III. Other Notes

- The company has committed ₹ 65,116 Thousand (Net of Advances) (Previous Year ₹ 51,257 Thousand) for the purchase of fixed assets.
- Managerial remuneration paid during the year is as under:

(₹ in '000)

Particulars	Year ended 31.3.2018		Year ended 31.3.2017	
	Managing Director	Whole-time Directors	Managing Director	Whole-time Directors
Salaries and Allowances	14,414	12,091	14,479	10,614
Contribution to Provident Fund	491	538	364	449
Total	14,905	12,629	14,843	11,063

Note:-

- The above excludes provision for leave encashment and the gratuity contributions which are determined actuarially on an overall basis and accordingly have not been considered in the above information.
 - The remuneration as above has been approved by the IRDAI.
- Disclosure for CSR
 - Gross amount required to be spent by the Company during the year is ₹ 77,855 thousand.
 - Amount spent during the year is ₹ 57,783 thousand.

(₹ in '000)

S.No.	Particulars	Paid	Yet to be paid	Total
(i)	Construction/acquisition of any asset	54,000	-	54,000
(ii)	On purchases other than (i) above	3,783	-	3,783

- Pursuant to IRDAI Circular no. IRDA/F&A/CIR/CPM/010/01/2017 dated 12th Jan, 2017. Investments have been bifurcated on the policyholders' and shareholders' fund on notional basis. Accordingly, investments are bifurcated in Schedule 8 "Investments-Shareholders" and in Schedule 8A "Investments-Policyholders".
- No depreciation is allocable to the Profit and Loss Account based on the 'use' of the asset.
- Management expenses are apportioned to Revenue Accounts on the basis of Net Premium as per Accounting Policy on 'Allocation of Operating Expenses' (Schedule 16 A (6)). Detail of apportioned expenses is furnished in Schedule 4 (Operating Expenses relating to Insurance business).
- As certified by Appointed Actuary, no premium deficiency has been provided in the current year (previous years ₹ Nil) in the accounts.
- The Company had been providing for contribution to Solatium fund @ 0.1% of the total gross motor premium. However, letter no. HO/MTD/Solatium Fund/2010/482 dated July 26, 2010, from The New India Assurance Co. Ltd. (Scheme administrator) recommended that the contribution to be made to the Solatium fund will be at rate of 0.1% of the total TP premium of the Company.

The Company has, however, been conservatively providing for contribution to Solatium fund @ 0.1% of total motor gross premium till March 31, 2017. In consistent with the industry practice, the Company has decided to provide for the liability only on the motor TP premium retrospectively.

Accordingly, during the year ended March 31, 2018, the Company has reversed the excess liability provided in its books of ₹ 75,534 thousand for the period April 1, 2010 till March 31, 2017, on the motor OD portion of the gross premium due to which profit before tax for the year ended March 31, 2018 is higher to that extent.

9. Direct commission paid under schedule 3 includes rewards paid to insurance agent and insurance intermediaries as per IRDAI (Payment of commission or remuneration or rewards to insurance agents and insurance intermediaries) Regulations, 2016 dated 14th December, 2016.
10. On the basis of information received from 'enterprises' regarding their status under the Micro, Small and Medium Enterprises Development Act, 2006 there is no Micro, Small and Medium Enterprises to which the Company owes dues, which are outstanding for more than 45 days during the year ended 31.03.2018 and hence disclosure relating to amounts unpaid as at the yearend together with interest paid/payable as required under the said Act have not been given.
11. Additional statutory information disclosed in the separate financial statements of the Insurance company and its subsidiary having no material bearing on the true and fair view of consolidated financial statements and the information pertaining to the items which are not material have not been disclosed in the consolidated financial statements.

For and on behalf of Board of Directors

K. Srinivasa Gowda

Chairman (DIN 00059811)

Warendra Sinha

Managing Director (DIN 03518403)

H.O. Suri

Director (DIN 06416615)

Jun Matsui

Director (DIN 0008018422)

Sanjeev Chopra

Chief Financial Officer

Amit Jain

Company Secretary

Place : New Delhi

Dated : 08th May, 2018

Form AOC – 1

(Pursuant to first proviso to sub-section (3)
of Section 129 read with rule 5 of Companies (Accounts) Rules, 2014)

Statement containing salient features of the financial statement of subsidiaries/associate companies/joint ventures

Part “A”: Subsidiaries

(Amount in ₹)

1	Name of the subsidiary	IFFCO TOKIO INSURANCE SERVICE LIMITED
2	Reporting period for the subsidiary concerned, if different from the holding company's reporting period.	N.A.
3	Reporting currency and Exchange rate as on the last date of the relevant financial year in the case of foreign subsidiaries.	N.A.
4	Share Capital	5,000,000
5	Reserve & Surplus	16,611,293
6	Total Assets	195,961,865
7	Total Liabilities	174,350,572
8	Investments	-
9	Turnover	860,653,546
10	Profit before taxation	4,168,182
11	Provision for taxation	4,034,574
12	Profit after taxation	133,608
13	Proposed Dividend	-
14	% of shareholding	100%

Note: Company has only one subsidiary, information of which is given above.

Part “B” Associates and Joint Ventures

N.A

For and on behalf of Board of Directors

S.K. Mittal & Co.
Chartered Accountants
Firm Regn. No. 001135N

J.C. Bhalla & Co.
Chartered Accountants
Firm Regn. No. 001111N

K. Srinivasa Gowda
Chairman (DIN 00059811)

Warendra Sinha
Managing Director (DIN 03518403)

S.K. Mittal
Partner
M.No. 8506

Rajesh Sethi
Partner
M.No. 85669

H.O. Suri
Director (DIN 06416615)

Jun Matsui
Director (DIN 0008018422)

Sanjeev Chopra
Chief Financial Officer

Place : New Delhi
Dated : 08th May, 2018

Amit Jain
Company Secretary

ACCOUNTS OF SUBSIDIARY COMPANY

IFFCO TOKIO INSURANCE SERVICES LIMITED

BOARD OF DIRECTORS

Mr. Nand Kishore Kedia	Chairman
Mr. Veer Pratap Singh	Vice Chairman
Mr. Santimoy Dey	Director
Mr. Sunil Khatri	Director
Mr. P. Periasamy	Director
Mr. Kotha Somashekar Rao	Director

SENIOR EXECUTIVES

Srikanth Charan Mudigonda	Chief Executive Officer
---------------------------	-------------------------

AUDITORS

M/s. Raghu Nath Rai & Co.

BANKERS

Deutsche Bank, New Delhi.
HDFC Bank, New Delhi

REGISTERED OFFICE

IFFCO SADAN, C-1, District Centre,
Saket, New Delhi - 110017

CORPORATE OFFICE

IFFCO TOWER - II, Plot No. 3, Sector-29,
Gurugram - 122001, (Haryana)
Phone No. - 0124 - 2850100

NOTICE OF 15TH ANNUAL GENERAL MEETING

TO THE MEMBERS

NOTICE is hereby given that the **FIFTEENTH ANNUAL GENERAL MEETING** of the Members of M/s **IFFCO TOKIO Insurance Services Limited** will be held on Tuesday, the 24th July, 2018 at 12:30 PM at the Registered Office of the Company at **IFFCO SADAN, C-1 DISTRICT CENTRE, SAKET, NEW DELHI - 110017** to transact the following business:

ORDINARY BUSINESS

1. To receive, consider and adopt the audited Balance Sheet of the Company from 1st April, 2017 to 31st March, 2018 and the Profit & Loss Account for the above period and the Reports of the Board of Directors and the Company's Auditors thereon.
2. To appoint a Director in Place of Mr. Santimoy Dey (DIN No. 06875452) who retires by rotation and being eligible, offers himself for re-appointment.
3. To appoint a Director in place of Mr. P Periasamy (DIN No. 06875452) who retires by rotation and being eligible, offers himself for reappointment.
4. To appoint Auditors and fix their remuneration.

Regd. Office:

IFFCO Sadan, C-1,
District Centre, Saket,
New Delhi - 110017
Dated: 23rd April, 2018

By order of the Board
(SRIKANTH CHARAN MUDIGONDA)
Chief Executive Officer

Note:

1. A member entitled to attend and vote at the meeting is entitled to appoint a proxy to attend and vote instead of himself/herself and such a proxy need not be a member of the Company.
2. Instruments of proxies in order to be effective must be deposited with the Company at its registered office not less than 48 hours before the commencement of the meeting.

DIRECTORS' REPORT

To the Members

- 1.0** Your Directors have pleasure in presenting to you the Fifteenth Annual Report together with the Audited Accounts of your Company for the year ended 31st March, 2018 along with the Auditors' Report thereon.

Members will be glad to note that your Company has successfully completed the Fourteenth full year of operations as a wholly owned subsidiary of IFFCO TOKIO General Insurance Co. Ltd. During the period, your Company has worked as the Corporate Agent of IFFCO TOKIO General Insurance Co. Ltd. for Marketing and distribution of its Insurance products and also acted as a service provider to IFFCO TOKIO General Insurance Co. Ltd.

2.0 Financial Highlights

The Company has earned a profit before tax of ₹ 0.42 Crore against a budgeted estimate of ₹ 0.37 Crore. During the financial year ended 31st March, 2018, your Company had serviced a premium valuing ₹ 1863 Crore. The breakup of premium serviced through various channels as detailed below:

MODEL	GWP (₹ in Millions)
Direct Channel	141
Individual Agency Model	991
Cooperative Channels	88
Others	643
TOTAL	1863

3.0 Dividend

In order to conserve the resources of your Company, your Directors do not recommend any dividend for the year under review.

4.0 Human Resources, Training and Development

Your Company has 856 employees on its permanent rolls as on 31st March, 2018. In addition to the employees on permanent rolls, the Company also has 258 Service Executives and 38 Sr./Marketing Executives as on 31st March, 2018. Your Company has utilized the services of 796 Relationship Executives and Customer Care Associates for servicing IFFCO TOKIO General Insurance Co. Ltd customers and tie up arrangements.

- 4.1** The training of manpower has been conducted through various class room trainings for employees and trainees to enhance their functional skills and efficiency. The company also ensures training for the marketing personnel as required under the IRDAI Regulations. During the year a total of 898 persons were trained in the class mode.

5.0 Marketing Strategy

- 5.1 Members are kindly aware that your Company distributes General Insurance products and provides service to customers and intermediaries of IFFCO TOKIO General Insurance Co. Ltd in the market through its network of employees and trainees. Your Company has strengthened and successfully expanded the concept of Lateral Spread Centers, with a view to penetrate deeper into the market and enhance distribution/sale/service of the products and services of IFFCO TOKIO General Insurance Co. Ltd. Products. 10 New LSCs and 77 additional Bima Seva Kendras have been opened during the year to take benefit of the lateral expansion. The performance of Bima Seva Kendras is monitored regularly. The total number of LSCs as of 31st March, 2018 is 180 and Bima Seva Kendras is 477. These centers have helped IFFCO TOKIO General Insurance Co. Ltd. to provide effective services at lower cost to its customers in small but potential centers. These centers have jointly procured and serviced a gross written premium of ₹ 1349 Crore for IFFCO TOKIO General Insurance Co. Ltd. at an average expense ratio of 4.87%.
- 5.2 Two other servicing models viz: Cooperative Model and Individual Agency Model were further strengthened during the year to penetrate further in the retail segment. The Company deployed its manpower to train and service Individual agents in the retail segment and also agents from cooperatives back ground. During the year the Company deployed 474 employees and 728 trainees to service these two channels.

6.0 Corporate Governance

The Management is responsible for finalization of business plan, annual budgets, review of operations, review of performance of personnel and HR matters. During the period, four meetings of Board of Directors were held which were well attended.

7.0 Auditor's Observations

The Report of the auditors to the shareholders of the Company is annexed to the financial statements for the period 1st April, 17 to 31st March, 18. There are no specific observations in the report of the Auditors which require clarification.

8.0 Future Plan

Your Company has to render dedicated services to IFFCO TOKIO. Hence it has drawn a Business plan for the ensuing year 2018-19 to meet the objectives envisaged for the year. The Key objective for the year would be to strengthen the Agency Channel for servicing the Agents of IFFCO TOKIO in a big way. Hence it is planned for the placement of Service Managers- Agency at various locations. The strategy adopted by the Company in the form of managing its geographical spread into Tier II and Tier III centers and Rural areas through Lateral Service Centers and Bima Seva Kendras is going to be driven in a planned manner. Your Company has expanded at a fast pace in the past three years. It has a presence in all 29 states of the country. It is also present in 5 Union territories out of 7, except Andaman and Lakshadweep. It is planned that the focus in 2018-19 will be on consolidation of offices and further expansion will be done on a limited scale by increasing the numbers of LSC's from 180 to 185 and the number of Bima Seva Kendras from 477 to 487. Your Company also plans to strictly imbibe the philosophy of working consciously towards increased operational efficiency through Performance Monitoring and Improvement, cost control and enhanced capacity utilization.

9.0 Information under Rule 5(2) of the Companies (Appointment and Remuneration of Managerial Personnel) Rules, 2014

Information as per the provisions contained under Rule 5(2) of the Companies (Appointment and Remuneration of Managerial Personnel) Rules, 2014 is NIL.

10.0 Directors' Responsibility Statement

The Board of Directors of your Company confirms:

- (a) in the preparation of the annual accounts, the applicable accounting standards have been followed along with proper explanation relating to material departure;
- (b) the Directors had selected such accounting policies and applied them consistently and made judgments and estimates that are reasonable and prudent so as to give a true and fair view of the state of affairs of the Company at the end of financial year and of the profit and loss of the company for that period;
- (c) the Directors had taken proper and sufficient care for the maintenance of adequate accounting records in accordance with the provisions of this Act for safeguarding the assets of the Company and for preventing and detecting fraud and other irregularities;
- (d) the Directors had prepared the annual accounts on a going concern basis; and
- (e) the Directors had devised proper systems to ensure the compliance with the provisions of all applicable laws and that such systems were adequate and operating effectively.

11.0 Appointment of Auditors

As per the provisions contained in section 139 of the Companies Act, 2013, your Company has received a communication from M/s. Raghunath Rai & Co. (Chartered Accountant) that if they are reappointed they are well within the criteria prescribed under Section 141 of the Companies Act 2013. They have also confirmed their willingness to accept the audit of Company in the event of their appointment.

The Board of Directors in their 50th Meeting held on 21st April, 2015 had recommended to the shareholders the name of M/s. Raghu Nath Rai & Co. for appointment as Statutory auditor and to hold the office from the conclusion of 12th Annual General Meeting till the conclusion of the 17th Annual General Meeting of the Company subject to ratification by the members at every Annual General Meeting held during the intervening period. Accordingly, the Shareholders have ratified the appointment of M/s. Raghu Nath Rai & Co. as statutory auditors for the years 2015-16, 2016-17 and 2017-18 in the Annual General Meetings held during the intervening period in 2015, 2016 and 2017.

In view of the above your Directors recommend the continuation of M/s. Raghu Nath Rai & Co. as statutory auditors for the financial year 2018-19.

12.0 Board of Directors & Key Managerial Personnel

Pursuant to article 78 of the Article of Association of your Company, Mr. Santimoy Dey and Mr. P Periasamy, Directors retire by rotation at this Annual General Meeting and being eligible to offer them for re-appointment.

13.0 Extracts of the Annual Return:

In pursuance to Section 134(3) (a), of the Companies Act 2013, the extracts of the Annual return of the Company are enclosed in Form MGT-9 as Annexure to the Directors' Report.

14.0 Related Party Transactions:

During the Year Company has entered various transactions with its holding Company M/s IFFCO TOKIO General Insurance Company Limited in the ordinary course of business and on arm's length basis. Details of the same are enclosed in Form AOC -2 as Annexure to the Directors' Report.

15.0 Acknowledgment

Your Directors express gratitude to the shareholders, IRDAI, Members of the Board of Directors other Govt. agencies and customers of your Company for their valuable patronage and support and guidance. Your Directors also place on record the deep appreciation of the dedicated services rendered by the CEO, employees, trainees and other outsourced personnel of your Company at all levels.

For and on behalf of the Board of Directors

Place : Gurugram
Date : 23rd April, 2018

(Nand Kishore Kedia)
Chairman

INDEPENDENT AUDITOR'S REPORT

**To
the Members
OF IFFCO-TOKIO INSURANCE SERVICES LIMITED**

We have audited the accompanying financial statements of **IFFCO TOKIO Insurance Services Limited**, which comprise the Balance Sheet as at 31st March, 2018, the Statement of Profit and Loss, the Cash Flow Statement for the year then ended, and a summary of the significant accounting policies and other explanatory information.

Management's Responsibility for the Financial Statements

The Company's Board of Directors is responsible for the matters stated in Section 134 (5) of the Companies Act, 2013 with respect to the preparation of these financial statements that give a true and fair view of the financial position, financial performance and cash flows of the Company in accordance with the accounting principles generally accepted in India, including the Accounting Standards specified under Section 133 of the Act, read with Rule 7 of the Companies (Accounts) Rules, 2014. This responsibility also includes maintenance of adequate accounting records in accordance with the provisions of the Act for safeguarding of the assets of the Company and for preventing and detecting frauds and other irregularities; selection and application of appropriate accounting policies; making judgments and estimates that are reasonable and prudent and design, implementation and maintenance of adequate internal financial controls, that were operating effectively for ensuring the accuracy and completeness of the accounting records, relevant to the preparation and presentation of the financial statements that give a true and fair view and are free from material mis-statement, whether due to fraud or error.

Auditor's Responsibility

Our responsibility is to express an opinion on these financial statements based on our audit. We have taken into account the provisions of the Act, the accounting and auditing standards and matters which are required to be included in the audit report under the provisions of the Act and the Rules made there under.

We conducted our audit in accordance with the Standards on Auditing specified under Section 143(10) of the Act. Those Standards require that we comply with ethical requirements and plan and perform the audit to obtain reasonable assurance about whether the financial statements are free from material misstatement.

An audit involves performing procedures to obtain audit evidence about the amounts and the disclosures in the financial statements. The procedures selected depend on the auditor's judgment, including the assessment of the risks of material misstatement of the financial statements, whether due to fraud or error. In making those risk assessments, the auditor considers internal financial control relevant to the Company's preparation of the financial statements that give a true and fair view in order to design audit procedures that are appropriate in the circumstances. An audit also includes evaluating the appropriateness of the accounting policies used and the reasonableness of the accounting estimates made by the Company's Directors, as well as evaluating the overall presentation of the financial statements.

We believe that the audit evidence we have obtained is sufficient and appropriate to provide a basis for our audit opinion on the financial statements.

Opinion

In our opinion and to the best of our information and according to the explanations given to us, the afore said financial statements give the information required by the Act in the manner so required and give a true and fair view in conformity with the accounting principles generally accepted in India, of the state of affairs of the Company as at 31st March, 2018, and its profit and its cash flows for the year ended on that date.

Report on other Legal & Regulatory Requirement

1. As required by the Companies (Auditor's Report) Order, 2017 ("CARO") issued by the Central Government of India in terms of Section 143 of the Act, we give in the Annexure-I a statement on the matters specified in paragraphs 3 and 4 of the Order.

2. As required by Section 143(3) of the Act, we report that:
- a) We have sought and obtained all the information and explanations which to the best of our knowledge and belief were necessary for the purposes of our audit.
 - b) In our opinion, proper books of account as required by law have been kept by the Company so far as it appears from our examination of those books.
 - c) The Balance Sheet, the Statement of Profit and Loss, and the Cash Flow Statement dealt with by this Report are in agreement with the books of account.
 - d) In our opinion, the afore said financial statements comply with the Accounting Standards specified under Section 133 of the Act, read with Rule 7 of the Companies (Accounts) Rules, 2014.
 - e) On the basis of the written representations received from the directors as on 31st March, 2018 taken on record by the Board of Directors, none of the directors is disqualified as on 31st March, 2018 from being appointed as a director in terms of Section 164(2) of the Act.
 - f) A report on presence of internal financial controls system and the operating effectiveness of such controls as required under clause (i) of sub-section 3 of Section 143 of the Companies Act, 2013 is given in **Annexure-II**.
 - g) With respect to the other matters to be included in the Auditor's Report in accordance with Rule 11 of the Companies (Audit and Auditors) Rules, 2014, in our opinion and to the best of our information and according to the explanations given to us:
 - i. The Company does not have any pending litigations which would impact its financial position.
 - ii. The Company did not have any long-term contracts including derivative contracts for which there were any material foreseeable losses.
 - iii. There were no amounts which were required to be transferred to the Investor Education and Protection Fund by the Company.

For Raghu Nath Rai & Co.
Chartered Accountants
Firm Regn No. 000451N

Samir Jain
Partner
Membership No. 077010

Place : New Delhi
Date : 23rd April, 2018

ANNEXURE '1'

The Annexure referred to in paragraph 1 of Report on Other Legal and Regulatory Requirements of our Report of even date to the members of IFFCO TOKIO Insurance Services Limited on the accounts of the Company for the year ended 31st March, 2018.

On the basis of such checks as we considered appropriate and according to the information and explanation given to us during the course of our audit, we report that:

1. (a) According to the information and explanations given to us, the Company did not have any fixed assets during the financial year.
- (b) According to the information and explanations given to us, there was no immovable property held in the name of the company during the financial year ended on 31st March, 2018.
2. The Company did not held any inventory during the financial year ended on 31st March, 2018, therefore, the clause 3 (ii) of the Order is not applicable to the Company.
3. According to the information and explanations given to us and on the basis of our examination of the books of account, the Company has not granted any loans, secured or unsecured, to companies, firms, Limited Liability Partnerships or other parties covered in the register maintained under Section 189 of the Companies Act, 2013. Consequently, the provisions of clauses (iii)(a), (iii)(b) and (iii)(c) of the CARO are not applicable to the Company.
4. There were no transactions of the nature as covered under section 185 and 186 of the Companies Act, 2013; hence Clause (iv) of the CARO is not applicable.
5. The Company has not accepted any deposit. Therefore, the clause 3(v) of CARO is not applicable to the Company.
6. Clause 3 (vi) of CARO is not applicable as the Company is not engaged in production of such goods and providing such services as prescribed by Central Government for maintenance of cost records.
7. (a) According to the information and explanations given to us and on the basis of our examination of the books of account, generally the Company is regular in depositing the undisputed statutory dues including Provident Fund, Employees' State Insurance, Income-tax, Sales-tax, Wealth Tax, Service Tax, duty of customs, duty of excise, value added tax, cess and any other statutory dues, as applicable, with the appropriate authorities. According to the information and explanations given to us there were no outstanding statutory dues as on 31st of March, 2018 for a period of more than six months from the date they became payable.
- (b) According to the information and explanations given to us, there is no amount payable in respect of income tax, wealth tax, service tax, duty of customs, duty of excise, value added tax, cess and any other statutory dues which have not been deposited on account of any disputes *except demand of ₹ 87,43,885 raised by Service tax department for the period from 2006-07 to 2011-12 and the company has filed appeal against the said order on 29th May, 2017.*
8. Clause (viii) of the CARO is not applicable as the Company did not have any loan or borrowing from a financial institution, bank, Government or dues to debenture holders during the financial year ended on 31st March, 2018.
9. Based on our audit procedures and on the information given by the management, we report that the company has not raised any

money by way of initial public offer, further public offer or by way of term loans during the year. Therefore, the clause 3(ix) of CARO is not applicable to the Company.

10. Based on the audit procedures performed and the information and explanations given to us, we report that no fraud on or by the Company has been noticed or reported during the year.

11. As per information and explanations given to us the Company has not appointed a Manager and further it is not paying any remuneration to any of its directors, therefore in our opinion provision of Section 197 and schedule V to the Companies Act, 2013 are not applicable to the Company.

12. The Company is not a Nidhi Company; hence clause (xii) of the CARO is not applicable.

13. Based on the audit procedures performed and

the information and explanations given to us, all transactions with the related parties are in compliance with 188 of Companies Act, 2013 and the details have been disclosed in the Financial Statements, as required by the applicable accounting standards. Section 177 of the Companies Act, 2013 is not applicable as the Company is not a listed Company.

14. The Company has not made any preferential allotment or private placement of shares during the financial year ended on 31st March, 2018; hence clause (xiv) is not applicable.

15. According to the information and explanations given to us, the company has not entered into any non-cash transactions with directors or persons connected with him

16. Clause (xvi) of the Order is not applicable as the company is not required to be registered under section 45-IA of the Reserve Bank of India Act, 1934.

For Raghu Nath Rai & Co.
Chartered Accountants
Firm Regn No. 000451N

Samir Jain
Partner
Membership No. 077010

Place : New Delhi,
Date : 23rd April, 2018

The Annexure referred to in paragraph 2 of Report on Other Legal and Regulatory Requirements of our Report of even date to the members of IFFCO TOKIO Insurance Services Limited on the Internal Financial Controls required under Clause (i) of Sub-section 3 of Section 143 of the Companies Act, 2013.

We have audited the internal financial controls over financial reporting of IFFCO TOKIO INSURANCE SERVICES LIMITED as of March 31, 2018 in conjunction with our audit of the standalone financial statements of the Company for the year ended on that date.

Management's Responsibility for Internal Financial Controls

The Company's management is responsible for establishing and maintaining internal financial controls based on the internal control over financial reporting criteria established by the Company considering the essential components of internal control stated in the Guidance Note on Audit of Internal Financial Controls over Financial Reporting issued by the Institute of Chartered Accountants of India. These responsibilities include the design, implementation and maintenance of adequate internal financial controls that were operating effectively for ensuring the orderly and efficient conduct of its business, including adherence to company's policies, the safeguarding of its assets, the prevention and detection of frauds and errors, the accuracy and completeness of the accounting records, and the timely preparation of reliable financial information, as required under the Companies Act, 2013.

Auditors' Responsibility

Our responsibility is to express an opinion on the Company's internal financial controls over financial reporting based on our audit. We conducted our audit in accordance with the Guidance Note on Audit of Internal Financial Controls over Financial Reporting and the Standards on Auditing, issued by ICAI and deemed to be prescribed under section 143(10) of the Companies Act, 2013, to the extent applicable to an audit of internal financial controls, both applicable to an audit of Internal Financial Controls and, both issued by the Institute of Chartered Accountants of India. Those Standards and the Guidance Note require that we comply with ethical requirements and plan and perform the audit to obtain reasonable assurance about whether adequate internal financial controls over financial reporting was established and maintained and if such controls operated effectively in all material respects.

Our audit involves performing procedures to obtain audit evidence about the adequacy of the internal financial controls system over financial reporting and their operating effectiveness. Our audit of internal financial controls over financial reporting included obtaining an understanding of internal financial controls over financial reporting, assessing the risk that a material weakness exists, and testing and evaluating the design and operating effectiveness of internal control based on the assessed risk. The procedures selected depend on the auditor's judgment, including the assessment of the risks of material misstatement of the financial statements, whether due to fraud or error.

We believe that the audit evidence we have obtained is sufficient and appropriate to provide a basis for our audit opinion on the Company's internal financial controls system over financial reporting.

Meaning of Internal Financial Controls over Financial Reporting

A company's internal financial control over financial reporting is a process designed to provide reasonable assurance regarding the reliability of financial reporting and the preparation of financial statements for external purposes in accordance with generally accepted accounting principles.

A company's internal financial control over financial reporting includes those policies and procedures that

- 1) Pertain to the maintenance of records that, in reasonable detail, accurately and fairly reflect the transactions and dispositions of the assets of the company;
- 2) Provide reasonable assurance that transactions are recorded as necessary to permit preparation of financial statements in accordance with generally accepted accounting principles, and that receipts and expenditures of the company are being made only in accordance with authorizations of management and directors of the company; and
- 3) Provide reasonable assurance regarding prevention or timely detection of unauthorized acquisition, use, or disposition of the company's assets that could have a material effect on the financial statements.

Inherent Limitations of Internal Financial Controls over Financial Reporting

Because of the inherent limitations of internal financial controls over financial reporting, including the possibility of collusion or improper management override of controls, material misstatements due to error or fraud may occur and not be detected.

Also, projections of any evaluation of the internal financial controls over financial reporting to future periods are subject to the risk that the internal financial control over financial reporting may become inadequate because of changes in conditions, or that the degree of compliance with the policies or procedures may deteriorate.

Opinion

In our opinion, the Company has, in all material respects, an adequate internal financial controls system over financial reporting and such internal financial controls over financial reporting were operating effectively as at March 31, 2018, based on the internal control over financial reporting criteria established by the Company considering the essential components of internal control stated in the Guidance Note on Audit of Internal Financial Controls Over Financial Reporting issued by the Institute of Chartered Accountants of India.

For Raghu Nath Rai & Co.
Chartered Accountants
Firm Regn No. 000451N

Place : New Delhi
Date : 23rd April, 2018

Samir Jain
Partner
Membership No. 077010

IFFCO-TOKIO INSURANCE SERVICES LIMITED
C - 1, IFFCO SADAN, DISTRICT CENTRE SAKET, NEW DELHI - 110017
CIN - U65999DL2003PLC121571

BALANCE SHEET AS AT 31st MARCH, 2018

S. No.	Particulars	Notes No.	As at 31 st March 2018	As at 31 st March 2017
I.	EQUITY AND LIABILITIES			
(1)	Shareholder's funds			
	a) Share capital	1	5,000,000	5,000,000
	b) Reserves and Surplus	2	16,611,293	16,477,685
	c) Money received against share warrants		-	-
(2)	Share application money pending allotment	-	-	-
(3)	Non current liabilities			
	a) Long-term borrowings		-	-
	b) Deferred tax liabilities (Net)		-	-
	c) Other long term liabilities		-	-
	d) Long-term provisions	3 (a)	49,932,796	43,407,042
(4)	Current liabilities			
	a) Short-term borrowings		-	-
	b) Trade payables		-	-
	c) Other current liabilities	4	21,502,533	10,801,589
	d) Short term provisions	3 (b)	102,915,243	112,430,096
	TOTAL		195,961,865	188,116,412
II.	ASSETS			
(1)	Non current assets			
	a) Tangible fixed assets			
	Gross block		-	-
	Less : Accumulated depreciation		-	-
	Net block		-	-
	b) Non current investments		-	-
	c) Deferred tax assets (Net)		14,570,000	15,452,000
	d) Long term loans & advances	5	145,053,709	114,640,438
	e) Other non current assets		-	-
(2)	Current assets			
	a) Trade receivables	6	-	18,857,554
	b) Cash and cash equivalents	7	16,178,914	22,714,438
	c) Short term loans and advances	8	10,042,844	9,128,823
	d) Other current assets	9	10,116,398	7,323,158
	TOTAL		195,961,865	188,116,412

Notes to Accounts

16

Notes 1 to 16 form an Integral part of Financial Statements

As per our report of even date attached

For Raghu Nath Rai & Co.

Chartered Accountants
FRN No. 000451N

Samir Jain

Partner
M. No. 077010

Place : New Delhi
Date : 23rd April, 2018

For IFFCO-TOKIO Insurance Services Ltd.

Mr. Nand Kishore Kedia
Chairman (DIN: 00050917)

Mr. Veer Pratap Singh
Director (DIN: 00051787)

Mr. Santimoy Dey
Director (DIN: 06875452)

Mr. Srikanth Charan Mudigonda
CEO

IFFCO-TOKIO INSURANCE SERVICES LIMITED
C - 1, IFFCO SADAN, DISTRICT CENTRE SAKET, NEW DELHI - 110017
CIN - U65999DL2003PLC121571

STATEMENT OF PROFIT AND LOSS FOR THE YEAR ENDED 31ST MARCH, 2018

S. No.	Particulars	Notes No.	As at 31 st March 2018	As at 31 st March 2017
	Revenue			
I	Revenue from operations	10	860,653,546	779,947,536
	Other income	11	2,716,835	1,999,225
	Total Revenue		863,370,381	781,946,761
II	Expenses:			
	Employees benefits expenses	12	699,679,443	636,932,238
	Finance costs	13	131,791	126,611
	Other expenses	14	159,390,965	141,878,331
	Total Expenses		859,202,199	778,937,180
III	Profit before exceptional and extraordinary items and tax		4,168,182	3,009,581
IV	Exceptional items		-	-
V	Profit before extraordinary items and tax		4,168,182	3,009,581
VI	Extraordinary items		-	-
VII	Profit before tax		4,168,182	3,009,581
VIII	Tax expense:			
	(1) Current tax		1,509,855	574,000
	(2) Deferred tax		882,000	900,000
	(3) Tax adjustments for earlier years		395,574	35,640
	(4) Credit for MAT entitlement/MAT credit utilised		1,247,145	(544,684)
IX	Profit/(Loss) for the period		133,608	2,044,625
X	Earning per equity share:	15		
	(1) Basic (Face Value of ₹10 each)		0.27	4.09
	(2) Diluted (Face Value of ₹10 each)		0.27	4.09

Notes to Accounts

16

Notes 1 to 16 form an Integral part of Financial Statements

As per our report of even date attached

For Raghu Nath Rai & Co.

Chartered Accountants
FRN No. 000451N

Samir Jain

Partner
M. No. 077010

Place : New Delhi
Date : 23rd April, 2018

For IFFCO-TOKIO Insurance Services Ltd.

Mr. Nand Kishore Kedia
Chairman (DIN: 00050917)

Mr. Veer Pratap Singh
Director (DIN: 00051787)

Mr. Santimoy Dey
Director (DIN: 06875452)

Mr. Srikanth Charan Mudigonda
CEO

IFFCO-TOKIO INSURANCE SERVICES LIMITED

C-1, IFFCO SADAN, DISTRICT CENTRE SAKET, NEW DELHI - 110017

CIN - U65999DL2003PLC121571

CASH FLOW STATEMENT FOR THE YEAR ENDED 31st MARCH, 2018

	Particulars	For the year ended 31 st March, 2018	For the year ended 31 st March, 2017
A.	Cash flows from operating activities		
	Cash receipts from customers	880,982,889	811,181,991
	Cash paid to suppliers and employees	(856,076,505)	(773,941,500)
	Cash generated from operations	24,906,384	37,240,491
	Interest paid	-	-
	Dividends paid	-	-
	Income taxes (paid)/refund	24,906,384 (32,811,595)	37,240,491 (34,824,607)
	Net cash from operating activities	(7,905,211)	2,415,884
B.	Cash flows from investing activities		
	Fixed deposit created	5,000,000	-
	Fixed deposit matured	(5,000,000)	-
	Interest income	1,369,687	48,852
	Net cash from investing activities	1,369,687	48,852
C.	Cash flows from financing activities		
	Proceeds from issue of share capital	-	-
	Proceeds from long-term borrowings	-	-
	Net cash from financing activities	-	-
	Net increase/(decrease) in cash and cash equivalents (A+B+C)	(6,535,524)	2,464,736
	Cash and cash equivalents at beginning of period	10,114,438	7,649,703
	Cash and cash equivalents at end of period	3,578,914	10,114,438
	Cash and cash equivalents at the end of the year comprises:		
	(a) Balance with Bank	3,578,914	10,114,438
		3,578,914	10,114,438

Notes to Accounts

16

Notes 1 to 16 form an Integral part of Financial Statements

As per our report of even date attached

For Raghu Nath Rai & Co.

Chartered Accountants
FRN No. 000451N

Samir Jain

Partner
M. No. 077010

Place : New Delhi
Date : 23rd April, 2018

For IFFCO-TOKIO Insurance Services Ltd.

Mr. Nand Kishore Kedia
Chairman (DIN: 00050917)

Mr. Veer Pratap Singh
Director (DIN: 00051787)

Mr. Santimoy Dey
Director (DIN: 06875452)

Mr. Srikanth Charan Mudigonda
CEO

IFFCO TOKIO INSURANCE SERVICES LIMITED
C-1, IFFCO SADAN, DISTRICT CENTRE SAKET, NEW DELHI - 110017
CIN - U65999DL2003PLC121571

NOTES TO BALANCE SHEET

Notes No.	Particulars	As at 31 st March 2018	As at 31 st March 2017
1	SHARE CAPITAL		
	Equity share capital		
	Authorised : 2000000 Equity Shares of ₹10 each	20,000,000	20,000,000
	Issued, Subscribed & Paid up: 500000 Equity Shares of ₹10 each fully paid up (100% shares held by IFFCO Tokio General Insurance Co. Ltd.)	5,000,000	5,000,000
	Reconciliation of number of shares outstanding at the beginning & at the end of the reporting period		
	<u>Equity Shares</u>		
	Number of Shares at the beginning	500,000	500,000
	Add: Shares issued during the period	-	-
	Number of Shares at the end	500,000	500,000
	Shares in the Company held by each Shareholder holding more than 5% shares		
	Name of the Shareholder IFFCO-Tokio General Insurance Co. Ltd.		
	No. of Shares	500,000	500,000
	% Shareholding	100	100
2	RESERVES AND SURPLUS		
	Surplus in the Statement of Profit & Loss		
	Balance as per Last Financial Statements	16,477,685	14,433,060
	Profit for the year	133,608	2,044,625
	Total	16,611,293	16,477,685
3	PROVISIONS		
3(a)	Long-term Provisions		
	Provision for leave encashment	49,932,796	43,407,042
		49,932,796	43,407,042
3(b)	Short-term Provisions		
	Provision for leave encashment	6,846,715	6,099,000
	Provision for gratuity	9,237,852	28,202,945
	Provision for expenses	69,873,816	62,095,920
	Provision for income tax	1,509,855	574,000
	Provision for leave travel subsidy	15,447,005	15,458,231
		102,915,243	112,430,096
	Total	152,848,039	155,837,138
4	OTHER CURRENT LIABILITIES		
	Statutory dues	15,736,600	6,360,123
	Amount payable for services	3,317,672	325,500
	Other liabilities	2,448,261	4,115,966
	*Includes due to related parties ₹ 29,53,172/- (Previous Year: NIL)		
	Total	21,502,533	10,801,589
5	LONG TERM LOANS & ADVANCES		
	Rent, Electricity & Telephone Deposits	7,672,181	7,853,786
	MAT Credit Entitlement	-	1,643,244
	Balance with Statutory Authorities	137,381,528	105,143,408
	Total	145,053,709	114,640,438

Notes No.	Particulars	As at 31 st March 2018	As at 31 st March 2017
6	TRADE RECEIVABLES Unsecured, considered good unless stated otherwise - Outstanding for a period exceeding six months - Other receivables* *Includes due from related parties NIL (Previous Year: ₹ 1,88,57,554/-)	- -	- 18,857,554
	Total	-	18,857,554
7	CASH AND BANK BALANCES Cash and Cash Equivalents Balance with scheduled banks - In current accounts Other Bank balances Fixed deposits (maturity more than 12 months) *Includes fixed Deposit of ₹ 76,00,000/- (Previous Year ₹ 50,00,000/-) with maturity less than 12 months	3,578,914 12,600,000	10,114,438 12,600,000
	Total	16,178,914	22,714,438
8	SHORT TERM LOANS & ADVANCES Unsecured, considered good Advances recoverable in cash or kind Imprest with Staff Prepaid expenses	6,258,071 1,265,098 2,519,675	5,929,785 1,173,801 2,025,237
	Total	10,042,844	9,128,823
9	OTHER CURRENT ASSETS Rent, Electricity & Telephone Deposits Interest accrued but not due on deposits Other Assets	5,432,566 1,756,629 2,927,203	4,050,752 1,881,268 1,391,138
	Total	10,116,398	7,323,158

IFFCO-TOKIO INSURANCE SERVICES LIMITED
C-1, IFFCO SADAN, DISTRICT CENTRE SAKET, NEW DELHI - 110017
CIN - U65999DL2003PLC121571

NOTES TO STATEMENT OF PROFIT AND LOSS

Notes No.	Particulars	As at 31 st March 2018	As at 31 st March 2017
10	REVENUE FROM OPERATIONS Agency commission Fees for services provided to ITGI	63,440,944 797,212,602	55,835,553 724,111,983
	Total	860,653,546	779,947,536
11	OTHER INCOME Interest income Miscellaneous income	1,245,047 1,471,788	1,156,453 842,772
	Total	2,716,835	1,999,225
12	EMPLOYEES BENEFITS EXPENSES Salaries & Other allowances Stipend & Incentives to trainees Contribution to Provident and Other Funds Staff welfare expenses Other benefits Outsourcing expenses Directors sitting & traveling fees	453,757,764 145,673,650 25,717,901 10,497,365 29,953,460 33,520,882 558,421	402,062,962 118,930,791 43,408,604 9,379,203 31,175,201 31,417,722 557,755
	Total	699,679,443	636,932,238

Notes No.	Particulars	As at 31 st March 2018	As at 31 st March 2017
13	FINANCE COST		
	Bank charges	120,089	101,481
	DD charges	11,702	25,130
	Total	131,791	126,611
14	OTHER EXPENSES		
	Books & Periodicals	323,578	324,017
	Campaign expenses	2,782,615	531,689
	Communication expenses	10,890,827	12,100,823
	Rates & Taxes	460,282	493,117
	Rent	52,646,619	47,981,027
	Repair & Maintenance	17,059,643	14,328,934
	Recruitment expenses	47,681	65,802
	Training expenses	11,621,179	8,195,565
	Travelling and conveyance	33,787,868	27,340,416
	Printing and stationery	7,683,714	9,800,511
	Legal & Professional expenses	3,717,852	3,833,555
	Insurance charges	7,119,209	6,104,438
	Electricity & Water charges	11,069,898	10,598,438
	Miscellaneous expenses		-
	Payment to Auditors		
	- Audit fee	140,000	140,000
	- Tax Audit fees	40,000	40,000
	Total	159,390,965	141,878,331
15	EARNING PER SHARE		
	I) Net Profit as per Profit and Loss account available for Equity Shareholders	133,608	2,044,625
	II) Weighted average number of equity share for Earning Per Share computation		
	(a) For Basic Earning Per Share of ₹ 10 each No's	500,000	500,000
	(b) For Diluted Earnings Per Share of ₹ 10 each No's	500,000	500,000
	III)EPS (Weighted Average)		
	Basic (Rupees)	0.27	4.09
	Diluted (Rupees)	0.27	4.09

NOTE - 16

NOTES FORMING PART OF ACCOUNTS

16.1 SIGNIFICANT ACCOUNTING POLICIES

a) Accounting Convention

The Financial Statements are prepared under Historical Cost Convention and on the accrual basis of accounting in accordance with the Generally Accepted Accounting Principles in India, and confirm to the statutory requirements prescribed under the Companies Act, 2013 including Accounting Standards notified there under.

b) Use of Estimates

The presentation of the financial statements in conformity with the Generally Accepted Accounting Principles requires the management to make estimates and assumptions that affects the reported amount of assets and liabilities, revenue and expenses and disclosure of contingent assets and liabilities. Such estimates and assumptions are based on the management's evaluation of the relevant facts and circumstances as on the date of financial statements. Difference between the actual results and estimates are recognized in the period in which the results materialize.

c) Revenue Recognition

- (1) Income from services is recognized when the services are rendered.
- (2) Interest Income is recognized on the time basis determined by the amount outstanding and the rate applicable.

d) Fixed Assets and Depreciation

Fixed Assets are stated at cost less accumulated depreciation. Depreciation on Fixed Assets is provided on straight Line Method at the rates and in the manner specified in Schedule II of the Companies Act, 2013.

e) Taxation

Income Tax expense comprises Current Tax and Deferred Tax charge or credit. Deferred tax resulting from 'timing differences' between book and taxable profits is accounted for using the tax rates and laws that have been enacted or substantively enacted. The deferred tax asset is recognized and carried only to the extent that there is a reasonable/virtual certainty that the asset will be realized in future.

f) Provisions and Contingent Liabilities

A provision is recognized where the company has a present obligation as a result of a past event and it is probable that an outflow of resources will be required to settle the obligation and in respect of which a reliable estimate can be made. A disclosure of contingent liability is made when there is possible obligation or present obligation that will probably not require outflow of resources or where reliable estimate of the obligation cannot be made.

g) Employees Benefits

- (1) Defined Contribution Plan: Company contribution paid/payable for the year to defined contribution employee benefit schemes are charged to Profit & Loss account.
- (2) Defined Benefit Plan: Company liabilities toward defined benefit schemes are determined using the Projected Unit Credit Method. Actuarial valuation under the Projected Unit Credit Method is carried out at Balance Sheet date. Actuarial gains and losses are recognized in the Profit & Loss account in the period of occurrence of such gains and losses. Past services cost is recognized immediately to the extent of benefit are vested; otherwise it is amortized on straight line basis over the remaining average period until the benefit becomes vested.

- (3) The retirement benefit obligation recognized in the balance sheet represents the present value of the defined benefit obligation as adjusted for unrecognized past service cost.

16.2. NOTES TO ACCOUNTS

A. Employees Benefits

- i) The company has calculated the various benefits provided to employees as under:

a) Defined Contribution Plans

The company makes contributions at a specified percentage of payroll cost towards Employee Provident Fund (EPF) for qualifying employees. The company recognized ₹ 14,310,740/- (Previous year ₹ 13,433,838/-) for provident fund contribution in the profit & loss account.

b) Defined Benefit Plans

- i. Leave Encashment/Compensated Absences.
- ii. Gratuity.

In accordance with Accounting Standard 15 (Revised), an actuarial valuation was carried out in respect of the aforesaid defined benefit plans based on the following assumptions.

- Considered taking into account inflation, seniority, promotion and other relevant factors.

Particulars	Leave Encashment/ Compensated Absences		Gratuity	
	2017-18	2016-17	2017-18	2016-17
Discount Rate (Per Annum)	7.30%	7.00%	7.30%	7.00%
Rate of Increase in compensation level*	10.00%	10.00%	10.00%	10.00%

Summarized position of employee benefits to be recognized in Balance Sheet and Profit & Loss Account as required in accordance with Accounting Standard 15 (Revised) are as under:

I. Change in present value of obligation

(Amount in ₹)

Particulars	Leave Encashment/ Compensated Absences (Unfunded)		Gratuity (Funded)	
	2017-18	2016-17	2017-18	2016-17
Projected Benefit obligation at beginning of year	49,506,042	38,614,358	46,602,000	18,559,870
Current Service Cost	17,947,063	11,310,535	6,937,522	4,260,209
Interest Cost	3,302,263	2,858,144	3,106,380	1,366,212
Actuarial Loss/(Gain) due to change in assumptions	(64,041)	193,172	(1,241,311)	24,278,358
Actuarial Loss/(Gain) due to experience	(9,367,602)	-	2,386,868	-
Benefit Paid	(4,661,718)	(3,470,167)	(4,450,273)	(1,862,650)
Past service cost	117,503	-	307,887	-
Projected Benefit Obligation at End of year	56,779,510	49,506,042	53,649,073	46,602,000

II. Amount to be recognized in the Balance sheet

(Amount in ₹)

Particulars	Leave Encashment/ Compensated Absences		Gratuity	
	2017-18	2016-17	2017-18	2016-17
Projected Benefit Obligation at End of the year	56,779,510	49,506,042	53,649,073	46,602,000
Ending Assets	-	-	44,411,221	18,399,055
Funded Status assets/(Liability)	(56,779,510)	(49,506,042)	(9,237,853)	(28,202,945)
Liability (-)/Assets (+) recognised in Balance sheet	(56,779,510)	(49,506,042)	(9,237,853)	(28,202,945)

III. Expenses recognized in the Profit and Loss Account

(Amount in ₹)

	Leave Encashment/ Compensated Absences		Gratuity	
	2017-18	2016-17	2017-18	2016-17
Current Service Cost	17,947,063	11,310,535	6,937,522	4,260,209
Interest Cost	3,302,263	2,858,144	3,106,380	1,366,212
Expected Return on Plan Asset	-	-	(2,626,356)	(1,385,721)
Net actuarial (gain)/loss to be recognised in year	(9,431,643)	193,172	1,512,419	24,080,398
Past Service Cost	117,503	-	307,887	-
Income (-)/Expenses (+) recognised in the statement of Profit & Loss	11,935,186	14,361,851	9,237,852	28,321,099

IV. Plan Assets (at Fair Value)

(Amount in ₹)

Particulars	Gratuity	
	2017-18	2016-17
Plan Assets at the beginning of the year	18,399,055	14,858,241
Expected Return on Plan Assets	2,626,356	1,385,721
Employer's Contribution	28,202,945	3,819,783
Benefit Payments	(4,450,273)	(1,862,650)
Asset Gain/(Loss)	366,862	197,960
Plan Assets at the end of the year	44,411,221	18,399,055

Gratuity fund is managed by the Life Insurance Corporation of India (LIC). Individual investment details of plan assets are not provided by the LIC.

A. Operating Leases

The Company's significant leasing agreements are in respect of operating leases of premises for the offices of the company. These leasing arrangements are usually renewable on mutually agreed terms but are cancellable. Amount charged to revenue accounts for cancellable operating lease is ₹ 52,646,619/- (Previous year ₹ 47,981,027/-).

B. In the opinion of management current assets & loans & advances have value on realization in the ordinary course of business at least equal to the amount at which they are stated and all known liabilities have been adequately provided for.

C. Major elements of deferred tax liabilities/assets created for tax effects of timing difference are as under:

(Amount in ₹)

Particulars	Liabilities		Assets	
	2017-18	2016-17	2017-18	2016-17
Difference in book depreciation and tax depreciation	-	-	-	-
Expenditure Incurred but allowable under Income Tax Act on payment basis	-	-	14,443,000	15,301,000
Carried forward business loss as per Income Tax Act	-	-	127,000	151,000
Total	-	-	14,570,000	15,452,000

In accordance with Accounting Standard 22 "Accounting for Taxes on Income" the credit of deferred tax amounting ₹ 8,82,000/- (Previous Year ₹ 9,00,000) is recognized in the accounts.

D. Related Party Disclosures:

Related party disclosures as required as per Accounting Standard-18 on "Related Parties Disclosures" issued by the Institute of Chartered Accountants of India are given below:

Name of the Related Party

IFFCO Tokio General Insurance Co. Ltd.

Holding Company

Indian Farmers Fertilizers Cooperative Ltd.

Promoter of Holding Co.

Sh. Srikanth Charan Mudigonda

Key Management Personnel

(Amount in ₹)

Nature of Relation	Holding Company		Promoter of Holding Company		Key Management Personnel	
	Current Year	Previous Year	Current Year	Previous Year	Current Year	Previous Year
1. Receipt of commission and Service fees	86,06,53,546	77,99,47,536	-	-	-	-
2. Payment for expenses	1,08,83,199	89,49,768	3,42,249	11,47,135	-	-
3. Employee Remuneration	-	-	-	-	54,51,208	40,97,771
4. Insurance premium paid	47,35,238	40,04,698	-	-	-	-
5. Insurance Claims Received	33,95,081	35,10,118	-	-	-	-
6. Amount payable/(recoverable) at the balance sheet date	(2,953,172)	18,857,554	-	-	-	-

- E.** Company is engaged in the business of soliciting insurance business and providing insurance related services. There is no separate reportable segment for the purpose of segmental reporting as per Accounting Standard-17 on "Segment Reporting" issued by Institute of Chartered Accountants of India.

F. Contingent Liabilities:

(Amount in ₹)

	As at March 31, 2018	As at March 31, 2017
Statutory demands/liabilities in dispute, not provided for	87,43,885	87,43,885

- G.** In terms of notification dated September 4, 2015 issued by the Central Government of India, the disclosure related to trade payables as at March 31, 2018 are as follows:

(Amount in ₹)

	As at March 31, 2018	As at March 31, 2017
(i) Principal amount remaining unpaid to any supplier as at the end of the accounting year	-	-
(ii) Interest due thereon remaining unpaid to any supplier as at the end of the accounting year	-	-
(iii) The amount of interest paid along with the amounts of the payment made to the supplier beyond the appointed day	-	-
(iv) The amount of interest due and payable for the year	-	-
(v) The amount of interest accrued and remaining unpaid at the end of the accounting year	-	-
(vi) The amount of further interest due and payable even in the succeeding year, until such date when the interest dues as above are actually paid	-	-

- H.** Earning and expenditure in foreign currency – Nil

- I.** Previous period figures have been regrouped and rearranged, wherever necessary.

As per our report of even date attached.

For Raghu Nath Rai & Co.

Chartered Accountants
FRN No. 000451N

Samir Jain

Partner
M.No: 77010

Place : New Delhi
Date :23rd April, 2018

For IFFCO TOKIO Insurance Services Ltd.

Mr. N. K. Kedia
Chairman (DIN: 00050917)

Mr. Veer Pratap Singh
Director (DIN: 00051787)

Mr. Santimoy Dey
Director (DIN: 06875452)

Mr. Srikanth Charan Mudigonda
CEO

**Form No. MGT-11
PROXY FORM**

[Pursuant to section 105(6) of the Companies Act, 2013 and rule 19(3) of the Companies (Management and Administration) Rules, 2014]

IFFCO-TOKIO GENERAL INSURANCE CO. LTD.

Regd. Office: IFFCO Sadan, C-1, District Centre, Saket, New Delhi - 110017

CIN: U74899DL2000PLC107621

Name of the Member (s):.....

Registered Address:

E-mail Id:.....

Folio No/Client Id:.....

DP ID:

I/We, being the member (s) of shares of IFFCO-TOKIO GENERAL INSURANCE COMPANY LIMITED, NEW DELHI, hereby appoint of..... failing him/herof or failing him/her as my/our proxy to attend and vote (on a poll) for me/us and on my/our behalf at the Sixteenth Annual General Meeting of the Company to be held on _____, the _____ at _____ P.M. at IFFCO Sadan, C-1, District Centre, Saket, New Delhi - 110017 and at any adjournment thereof in respect of such resolutions as are indicated below:

Resolution No.

1.....

2.....

3.....

4.....

5.....

Signed this _____ day of _____ 2018

Affix ₹ 1/-
Revenue stamp

Signature of Shareholder

Signature of Proxy holder(s)

Note: This form of proxy in order to be effective should be duly completed and deposited at the Registered Office of the Company, not less than 48 hours before the commencement of the Meeting.

IFFCO-TOKIO GENERAL INSURANCE COMPANY LIMITED

Regd. Office: IFFCO Sadan, C-1, District Centre, Saket, New Delhi - 110017

ATTENDANCE SLIP

(PLEASE PRESENT THIS SLIP AT ENTRANCE OF THE MEETING HALL)

I hereby record my presence at the 18th Annual General Meeting of the Company at IFFCO Sadan, C-1, District Centre, Saket, New Delhi - 110017 to be held on _____ at _____

Ledger Folio No./DP ID & Client ID

No. of Shares:

Name of Shareholder:.....

Signature:.....





IFFCO-TOKIO General Insurance Company Limited

Corporate Office: IFFCO TOKIO-II, Plot No. 3, Sector 29, Gurugram-122001, Haryana, Ph: +91-124-2850100, Fax: +91-124-2577923/24

Regd. Office: IFFCO SADAN, C-1, District Center, Saket, New Delhi - 110017

www.iffcotokio.co.in

IRDAI Regd. No. - 106 | CIN: U74899DL2000PLC107621

